



Welcome to OGantry

New Here? [Create an Account?](#)

Email

Password

[Forgot Password?](#)

Sign In

 Sign in with Google



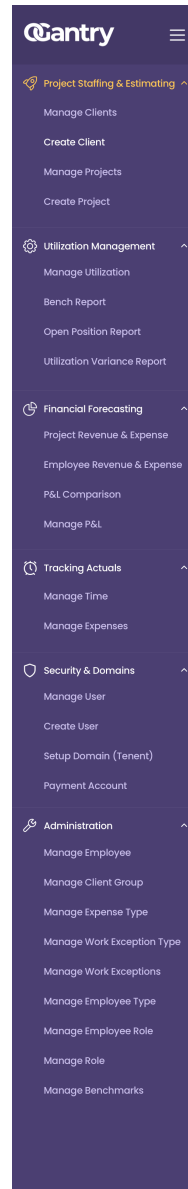
Sign Up

Enter your details to create your account

I agree the terms and conditions.








OGantry ☰

- Project Staffing & Estimating
- Utilization Management
- Financial Forecasting
- Tracking Actuals
- Security & Domains
- Administration

Profile Information
Update your profile information

Change Profile Photo
Allowed file types: png, jpg, jpeg.



Personal Information
Add or Update your personal information

First name	Last name
<input type="text" value="John"/>	<input type="text" value="Doe"/>
Work Phone Number	Mobile Number
<input type="text" value="e.g. +1-416-555-1212"/>	<input type="text" value="e.g. +1-416-555-1212"/>
Screen Name	Company Name
<input type="text" value="Screen name"/>	<input type="text" value="e.g. Apple inc."/>
Company Size	
<input type="text" value="Select Size"/>	

Address details
Change or update address details

Address

Country **State** **City**

Update Password
Change or update your password

Old Password

New Password **Confirm New Password**

2020 © OGantry

The screenshot shows the OGantry application interface. On the left is a dark purple sidebar menu with the following items: Project Staffing & Estimating, Utilization Management, Financial Forecasting, Tracking Actuals, Security & Domains, and Administration. The main content area is titled 'Client' and contains a table with columns for Company, Contact Person, Address, Phone, and Email. Below the table is a pagination control showing page 1 of 6.

Company	Contact Person	Address	Phone	Email
Atom Technolabs	Jacqueline Likoki	352 Suit, Coruw River	(325) 722-4326	wajupzed@bow.io
Adobe Code Solutions	Farhad Tarokh	1705 Bonu Avenue	(325) 722-4326	wajupzed@bow.io
Dev Solutions LLC	Elwin Sharvill	155 Ricko Pike	(325) 722-4326	wajupzed@bow.io
Heroku Solutions	Lilah loselev	411 Lupeg Highway	(325) 722-4326	wajupzed@bow.io

User Profile



ADMIN

Bradley Cooper

VP of Engineering



Trial Plan

Your plan will expires in 03 days

[UPGRADE NOW](#)



Edit Profile



Reset Password



Sign out

The screenshot displays the OGantry application interface. On the left is a dark purple sidebar with the OGantry logo and a menu containing: Project Staffing & Estimating, Utilization Management, Financial Forecasting, Tracking Actuals, Security & Domains, and Administration. The main content area is titled 'Client' and includes an 'Add New' button. Below this is a table with columns: Company, Contact Person, Address, Phone, Email, Country, State, City, Status, and Actions. The table contains four rows of client data. A 'Sign out' dialog box is overlaid on the table, asking 'Are you sure you want to sign out from OGantry?' with 'Cancel' and 'Sign out' buttons. At the bottom of the table, there is a pagination control showing page 1 of 6 and a dropdown menu set to 5 records per page, with the text 'Displaying 1 - 10 of 100 records'. The footer of the application shows '2020 © OGantry'.

Company	Contact Person	Address	Phone	Email	Country	State	City	Status	Actions
Atom Technolabs	Jacqueline			zed@bow.io	Burundi	Hunodvu	Nifninid	Active	
Adobe Code Solutions	Farhad Tara			zed@bow.io	Argentina	Vaunwuw	Bodetka	Inactive	
Dev Solutions LLC	Elwin Sharvi			zed@bow.io	Norway	Okupocuk	Kihfosol	Active	
Heroku Solutions	Lilah loselev			zed@bow.io	Qatar	Gircitiz	Suujuho	Active	



OGantry

- Project Staffing & Estimating ^
- Manage Clients
- Create Client
- Manage Projects
- Create Project
- Utilization Management v
- Financial Forecasting v
- Tracking Actuals v
- Security & Domains v
- Administration v

Client Add New

Add, update or archive your clients

Company	Contact Person	Address	Phone	Email	Country	State	City	Status	Actions
<input type="text" value="Company"/>	<input type="text" value="Contact Person"/>	<input type="text"/>	<input type="text"/>	<input type="text"/>	<input type="text" value="Country"/>	<input type="text" value="State"/>	<input type="text" value="City"/>	<input type="text" value="Status"/>	
Atom Technolabs	Jacqueline Likoki	352 Suit, Coruw River	(325) 722-4326	wajupzed@bow.io	Burundi	Hunodvu	Nifninid	Active	
Adobe Code Solutions	Farhad Tarokh	1705 Bonu Avenue	(325) 722-4326	wajupzed@bow.io	Argentina	Vaunwuw	Bodetka	Inactive	
Dev Solutions LLC	Elwin Sharvill	155 Ricko Pike	(325) 722-4326	wajupzed@bow.io	Norway	Okupocuk	Kihfosol	Active	
Heroku Solutions	Lilah loselev	411 Lupeg Highway	(325) 722-4326	wajupzed@bow.io	Qatar	Gircitiz	Suujuho	Active	

1 2 3 4 5 6 ...

5 Displaying 1 - 10 of 100 records

OGantry

Project Staffing & Estimating

- Manage Clients
- Create Client**
- Manage Projects
- Create Project

Utilization Management

Financial Forecasting

Tracking Actuals

Security & Domains

Administration

Create Client Cancel Save

Add, update or archive your clients

Company Name

Contact Person

Sofia Manzano VP of Product & Strategy
 (672) 776-9097 sofia@hopifbik.co.uk

Torsten Paulsson VP of Engineering
 (672) 776-9098 Torsten@hopifbik.co.uk PRIMARY

[+ Add New](#)

Set Status Active Inactive

Address

Country/Region

State

City

Zip Code

2020 © OGantry

InVision / Prototyping, Collaboration & Workflow for Designers.

Exported on 12/29/2024 at 6:29pm 11 of 296

OGantry ☰

- Project Staffing & Estimating ^
- Manage Clients
- Create Client
- Manage Projects
- Create Project
- Utilization Management v
- Financial Forecasting v
- Tracking Actuals v
- Security & Domains v
- Administration v

Create Client

Add, update or archive your clients

Company Name	Contact Person
<input type="text" value="e.g. Apple Inc."/>	Sofia Manzano VP of Product & Strategy <input type="text" value="(672) 776-9097"/> <input type="text" value="sofia@hopifbik.co.uk"/>
Set Status Active <input checked="" type="radio"/> Inactive <input type="radio"/>	Torsten Paulsson VP of Engineering <input type="text" value="(672) 776-9098"/> <input type="text" value="Torsten@hopifbik.co.uk"/> PRIMARY
Address	+ Add New
<input type="text" value="Street, Suite, Other.."/>	
Country/Region	State
<input type="text" value="Select Country"/>	<input type="text" value="State"/>
City	Zip Code
<input type="text" value="Select City"/>	<input type="text"/>

What are the privacy implications of this? Is this in line with Facebook's custom audience policies?
Lucas Simões · 2 days ago

2020 © OGantry

OGantry ☰

Project Staffing & Estimating ^

- Manage Clients
- Create Client
- Manage Projects
- Create Project

Utilization Management ▾

Financial Forecasting ▾

Tracking Actuals ▾

Security & Domains ▾

Administration ▾

Create Client

Add, update or archive your clients

Company Name

Set Status Active Inactive

Address

Country/Region **State**

Select Country ▾ State ▾

City **Zip Code**

Select City ▾

Type comment here

Add Contact Person ✕

John Doe

e.g. CTO

e.g. +1-416-555-1212

example@company.com

Add as Primary Contact

The screenshot displays the OGantry application interface. On the left is a dark purple sidebar with navigation options: Project Staffing & Estimating, Manage Clients, Create Client, Manage Projects, Create Project, Utilization Management, Financial Forecasting, Tracking Actuals, Security & Domains, and Administration. The main content area is titled 'Client' and includes an 'Add New' button. Below this is a table with columns for Company, Contact Person, Address, Phone, Email, Country, State, City, Status, and Actions. The table contains five rows of client data. A modal window titled 'Save Client Group' is overlaid on the table, featuring a text input field with the placeholder 'e.g. New York Group' and 'Cancel' and 'Save' buttons. At the bottom of the main content area, there is a pagination control showing page 1 of 6 and a dropdown menu set to 5 records per page, with the text 'Displaying 1 - 10 of 100 records'. The footer of the application shows '2020 © OGantry'.

Company	Contact Person	Address	Phone	Email	Country	State	City	Status	Actions
Atom Technolabs	Jacqueline Likoki	352 Suit, Coruw River	(325) 722-4326	wajupzed@bow.io	Burundi	Hunodvu	Nifninid	Active	[Edit] [Archive]
Adobe Code Solutions	Farhad Tar				Argentina	Vaunwuw	Bodetka	Inactive	[Edit] [Archive]
Dev Solutions LLC	Elwin Shan				Norway	Okupocuk	Kihfosol	Active	[Edit] [Archive]
Heroku Solutions	Lilah losele				Qatar	Gircitiz	Suujuho	Active	[Edit] [Archive]

OGantry

- Project Staffing & Estimating ^
- Manage Clients
- Create Client
- Manage Projects
- Create Project
- Utilization Management v
- Financial Forecasting v
- Tracking Actuals v
- Security & Domains v
- Administration v



Client

Add, update or archive your clients Add New

Company	Contact Person	Address	Phone	Email	Country	State	City	Status	Actions
<input type="text" value="Company"/>	<input type="text" value="Contact Person"/>	<input type="text"/>	<input type="text"/>	<input type="text"/>	<input type="text" value="Country"/>	<input type="text" value="State"/>	<input type="text" value="City"/>	<input type="text" value="Status"/>	
Atom Technolabs	Jacqueline Likoki	352 Suit, Coruw River	(325) 722-4326	wajupzed@bow.io	Burundi	Hunodvu	<input type="text" value="Search"/>		
Adobe Code Solutions	Farhad Tarokh	1705 Bonu Avenue	(325) 722-4326	wajupzed@bow.io	Argentina	Vaunwuw	<input checked="" type="radio"/> Mobile App Group		
Dev Solutions LLC	Elwin Sharvill	155 Ricko Pike	(325) 722-4326	wajupzed@bow.io	Norway	Okupocuk	<input type="radio"/> New York's Group		
Heroku Solutions	Lilah loselev	411 Lupeg Highway	(325) 722-4326	wajupzed@bow.io	Qatar	Gircitiz	<input type="radio"/> Georgia's Group		
							<input type="radio"/> Web App Group		

1 2 3 4 5 6 ... 5 Displaying 1 - 10 of 100 records



OGantry

- Project Staffing & Estimating ^
- Manage Clients
- Create Client
- Manage Projects
- Create Project
- Utilization Management v
- Financial Forecasting v
- Tracking Actuals v
- Security & Domains v
- Administration v

Project Management

Add, update or archive your projects Add New

Client	Project	Contact Person	Start Date - End Date	Positions	Bill Type	Revenue	Expense	Cost	Margin	Status	Actions
<input type="text" value="Company"/>	<input type="text" value="Select"/>	<input type="text" value="Search"/>	<input type="text" value="09/25/2020"/> <input type="text" value="09/25/2020"/>	<input type="text" value="00"/>	<input type="text" value="Select"/>	<input type="text" value="\$0,000"/>	<input type="text" value="\$0,000"/>	<input type="text" value="\$0,000"/>	<input type="text" value="00%"/>	<input type="text" value="Status"/>	
Atom Solutions	Admin Portal Integration	Nembo Lukeni	25 Sep - 25 Dec, 2020 (12 weeks)	05	FB	\$25,000	\$4,000	\$2,500	25%	Active	
Trifox Solutions Inc.	E-Commenrce Website & App	Jarrett Cawsey	20 Oct - 20 Dec, 2020 (8 weeks)	08	FB	\$60,000	\$8,000	\$15,500	40%	Inactive	
Sunflower Labs	Flutter Mobile Application	Victor Pacheco	20 Oct - 20 Dec, 2020 (8 weeks) - Monthly	06	RR	\$22,000	\$3,200	\$4,200	30%	Active	
Creative Ninja Co.	iOS / Android Mobile App.	Mónica Ribeiro	20 Oct - 20 Dec, 2020 (500 hrs) - Hourly	04	T&M	\$28,000	\$4,500	\$5,000	15%	Active	

1 2 3 4 5 6 ... 5 Displaying 1 - 10 of 100 records



OGantry ☰

- Project Staffing & Estimating ^
 - Manage Clients
 - Create Client
 - Manage Projects
 - Create Project
- Utilization Management v
- Financial Forecasting v
- Tracking Actuals v
- Security & Domains v
- Administration v

Project Management


Add, update or archive your projects Add New







Client	Project	Contact Person	Start Date - End Date	Positions	Bill Type	Bill Rate	Expense	Cost	Margin	Status	Actions	
Company	Select	Search	09/25/2020 - 09/25/2020	00	UI/UX Designer	2	\$0,000	\$0,000	00%	Status		
Atom Solutions	Admin Portal Integration	Nembo Lukeni	25 Sep - 25 Dec, 2020 (12 weeks)	05	Fullstack Developer	1	\$4,000	\$2,500	00%	Transport	\$1,500	
					Quality Analyst	1			MONTHLY	Accommodation	\$1,000	
					Java Developer	1						
Trifox Solutions Inc.	E-Commence Website & App	Jarrett Cawsey	20 Oct - 20 Dec, 2020 (8 weeks)	08			\$8,000	\$15,500	40%	Inactive		
Sunflower Labs	Flutter Mobile Application	Victor Pacheco	20 Oct - 20 Dec, 2020 (8 weeks) - Monthly	06	RR		\$22,000	\$3,200	\$4,200	30%	Active	
									ONETIME	Hardware	\$2,500	
									MONTHLY	Food - Lunch	\$2,000	
Creative Ninja Co.	IOS / Android Mobile App.	Mónica Ribeiro	20 Oct - 20 Dec, 2020 (500 hrs) - Hourly	04	T&M		\$28,000	\$4,500		Active		

Navigation: < < 1 2 3 4 5 6 ... > >> | 5 | Displaying 1 - 10 of 100 records

The screenshot displays the OGantry Project Management interface. On the left is a dark sidebar with navigation options: Project Staffing & Estimating, Manage Clients, Create Client, Manage Projects, Create Project, Utilization Management, Financial Forecasting, Tracking Actuals, Security & Domains, and Administration. The main content area is titled 'Project Management' and includes an 'Add New' button. Below the title is a table with columns: Client, Project, Contact Person, Start Date - End Date, Positions, Bill Type, Bill Rate, Expense, Cost, Margin, Status, and Actions. The table contains five rows of project data. A modal dialog titled 'Save Project Group' is open in the center, featuring a text input field with the placeholder 'e.g. New York Group' and 'Cancel' and 'Save' buttons. At the bottom of the main area, there is a pagination control showing page 1 of 6 and a dropdown for '5' records per page, with the text 'Displaying 1 - 10 of 100 records'. The footer shows '2020 © OGantry'.

Client	Project	Contact Person	Start Date - End Date	Positions	Bill Type	Bill Rate	Expense	Cost	Margin	Status	Actions
Atom Solutions	Admin Portal Integration	Nembo Lukeni	25 Sep - 25 Dec, 2020 (12 weeks)	05	FB	\$25,000	\$4,000	\$2,500	25%	Active	[Edit] [Archive]
Trifox Solutions Inc.	E-Commere Website & Ap					\$60,000	\$8,000	\$15,500	40%	Inactive	[Edit] [Archive]
Sunflower Labs	Flutter Mobile Application					\$22,000	\$3,200	\$4,200	30%	Active	[Edit] [Archive]
Creative Ninja Co.	iOS / Android Mobile App.					\$28,000	\$4,500	\$5,000	15%	Active	[Edit] [Archive]

OGantry 

-  Project Staffing & Estimating ^
- Manage Clients
- Create Client
- Manage Projects
- Create Project
-  Utilization Management v
-  Financial Forecasting v
-  Tracking Actuals v
-  Security & Domains v
-  Administration v



Project Management

Add, update or archive your projects [Add New](#)

Client	Project	Contact Person	Start Date - End Date	Positions	Bill Type	Bill Rate	Expense	Cost	Margin	Status	Actions
<input type="text" value="Company"/>	<input type="text" value="Select"/>	<input type="text" value="Search"/>	<input type="text" value="09/25/2020"/> <input type="text" value="09/25/2020"/>	<input type="text" value="00"/>	<input type="text" value="Select"/>	<input type="text" value="\$0,000"/>	<input type="text" value="\$0,000"/>	<input type="text" value="\$0,000"/>	<input type="text" value="00%"/>	<input type="text" value="Status"/>	
Atom Solutions	Admin Portal Integration	Nembo Lukeni	25 Sep - 25 Dec, 2020 (12 weeks)	05	FB	\$25,000	\$4,000	\$2,500	<input type="text" value="Search"/>		
Trifox Solutions Inc.	E-Commence Website & App	Jarrett Cawsey	20 Oct - 20 Dec, 2020 (8 weeks)	08	FB	\$60,000	\$8,000	\$15,500	<input checked="" type="radio"/>		
Sunflower Labs	Flutter Mobile Application	Victor Pacheco	20 Oct - 20 Dec, 2020 (8 weeks) - Monthly	06	RR	\$22,000	\$3,200	\$4,200	<input type="radio"/>		
Creative Ninja Co.	iOS / Android Mobile App.	Mónica Ribeiro	20 Oct - 20 Dec, 2020 (500 hrs) - Hourly	04	T&M	\$28,000	\$4,500	\$5,000	<input type="radio"/>		
									<input type="radio"/>		

- Mobile App Group
- New York's Group
- Georgia's Group
- Web App Group

<< < 1 2 3 4 5 6 ... > >>

5 > Displaying 1 - 10 of 100 records

OGantry

Project Staffing & Estimating ^

- Manage Clients
- Create Client
- Manage Projects
- Create Project

Utilization Management v

Financial Forecasting v

Tracking Actuals v

Security & Domains v

Administration v

Project Management

Add, update or archive your projects

1 Project Setup 2 Position Setup 3 Financial Review

Revenue	Labour Cost	Expense Cost	Profit	Margin
\$25,000	\$20,000	\$4,500	\$7,500	25%

Client

Client name

Contact Person

Sofia Manzano VP of Product & Strategy
(672) 776-9097 sofia@hapitbik.co.uk

[+ Add New](#)

Project

e.g. Mobile Application

Project description

Type description here..

Bill Rate

Fixed bid Run rate (Week/Month) Time & Materials

\$ 0,000

Date 09/11/2020 - 09/11/2020

Project Expense

Select Expense Expense type \$ 0,000 **+**

Next

2020 © OGantry

OGantry ☰

Project Management
Add, update or archive your projects

1 Project Setup **2** Position Setup **3** Financial Review

Revenue	Labour Cost	Expense Cost	Profit	Margin
\$25,000	\$20,000	\$4,500	\$7,500	25%

Client
Client name

Contact Person
Sofia Manzano VP of Product & Strategy
(672) 776-9087 sofia@hoplibk.co.uk

Project
e.g. Mobile Application
[+ Add New](#)

Project description
Type description here..

Bill Rate
 Fixed bid Run Rate (Week/Month) Time & Materials
Assign user as per week or month basis and based on that bill rate will be calculated.
 Weekly Monthly
\$ 0,000

Project Expense

Select Expense	Expense type	\$	0,000	+
Hardware	One time	\$2,500		
Event Party	Monthly	\$2000		

Next

2020 © OGantry

OGantry

- Project Staffing & Estimating
- Manage Clients
- Create Client
- Manage Projects
- Create Project
- Utilization Management
- Financial Forecasting
- Tracking Actuals
- Security & Domains
- Administration

Project Management

Add, update or archive your projects

✓ Project Setup

✓ Position Setup

3 Financial Review

✓ **Project Margin**

Over Target

✗ **Project Expenses**

Below Range

Acknowledge

⚠ **Warning**

Multiple Partially allocated people

	January	February	March	April	May	June	July	Total
Revenue	\$25,000	\$20,000	\$4,500	\$7,500				25%
▶ Revenue	\$7,000	\$7,000	\$7,000	\$7,000	\$7,000	\$7,000	\$7,000	\$83,900.00
Fixed Revenue	\$0	\$0	\$0	\$0	\$0	\$0	\$0	\$0
▶ T&M Revenue	\$7,000	\$7,000	\$7,000	\$7,000	\$7,000	\$7,000	\$7,000	\$83,900.88
▶ Expense	\$300	\$300	\$300	\$300	\$300	\$300	\$300	\$3,600.00
Project Expense	\$0	\$0	\$0	\$0	\$0	\$0	\$0	\$0
▶ People Expense	\$300	\$300	\$300	\$300	\$300	\$300	\$300	\$3,600.00
Gross Profit	\$6,700	\$6,700	\$6,700	\$6,700	\$6,700	\$6,700	\$6,700	\$80,300
Gross Margin	95.71%	95.65%	95.71%	95.71%	99.21%	92.71%	95.71%	95.71%

Prev

Save

2020 © OGantry

Add Contact Person



John Doe

e.g. CTO

e.g. +1-416-555-1212

example@company.com

Cancel

Add

OGantry ☰

Project Management
Add, update or archive your projects

1 Project Setup **2 Position Setup** **3 Financial Review**

Revenue	Labour Cost	Expense Cost	Profit	Margin
\$25,000	\$20,000	\$4,500	\$7,500	25%

Client
Client name

Contact Person
Sofia Manzano VP of Product & Strategy
(672) 776-9097 sofia@hopifbik.co.uk 🗑️

Project
e.g. Mobile Application

Project description
Type description here..

Bill Rate
 Fixed bid Run rate (Week/Month) Time & Materials
\$ 0,000

Duration 09/11/2020 - 09/11/2020

Project Expense

Select Expense	Expense type	\$	0,000	+
Hardware	One time	\$2,500		🗑️
Event Party	Monthly	\$2000		🗑️

Next

2020 © OGantry

OGantry ☰

Project Management
Add, update or archive your projects

1 Project Setup **2 Position Setup** **3 Financial Review**

Revenue	Labour Cost	Expense Cost	Profit	Margin
\$25,000	\$20,000	\$4,500	\$7,500	25%

Client
Client name

Contact Person
Sofia Manzano VP of Product & Strategy
(672) 776-9097 sofia@hopifbik.co.uk

Project
e.g. Mobile Application

Project description
Type description here..

Bill Rate
 Fixed bid Run Rate (Week/Month) Time & Materials

Team is billed as a unit for on hourly basis.
000

Project Expense

Select Expense	Expense type	\$	0,000	+
Hardware	One time	\$2,500	<input type="button" value="🗑"/>	
Event Party	Monthly	\$2000	<input type="button" value="🗑"/>	

2020 © OGantry

OGantry

- Project Staffing & Estimating
 - Manage Clients
 - Create Client
 - Manage Projects
 - Create Project
- Utilization Management
- Financial Forecasting
- Tracking Actuals
- Security & Domains
- Administration

Project Management

Add, update or archive your projects

✔ Project Setup

✔ Position Setup

3 Financial Review

✔ **Project Margin**
Over Target

✘ **Project Expenses**
Below Range

⚠ **Warning**
Multiple Partially allocated people

Type acknowledge..

	January	February	March	April	May	June	July	Total
Revenue								
Revenue	\$7,000	\$7,000	\$7,000	\$7,000	\$7,000	\$7,000	\$7,000	\$83,900.00
Fixed Revenue	\$0	\$0	\$0	\$0	\$0	\$0	\$0	\$0
T&M Revenue								
T&M Revenue	\$7,000	\$7,000	\$7,000	\$7,000	\$7,000	\$7,000	\$7,000	\$83,900.88
Position 1								
Position 1 Mohsen Salehi	\$3,500	\$3,500	\$3,500	\$3,500	\$3,500	\$3,500	\$3,500	\$23,900.88
Position 2								
Position 2 Rey Mibourne	\$3,500	\$3,500	\$3,500	\$3,500	\$3,500	\$3,500	\$3,500	\$60,900.88
Expense								
Expense	\$300	\$300	\$300	\$300	\$300	\$300	\$300	\$3,600.00
Project Expense	\$0	\$0	\$0	\$0	\$0	\$0	\$0	\$0
People Expense								
People Expense	\$300	\$300	\$300	\$300	\$300	\$300	\$300	\$3,600.00
Position 1								
Position 1 Mohsen Salehi	\$3,500	\$3,500	\$3,500	\$3,500	\$3,500	\$3,500	\$3,500	\$23,900.88
Position 2								
Position 2 Rey Mibourne	\$3,500	\$3,500	\$3,500	\$3,500	\$3,500	\$3,500	\$3,500	\$60,900.88
Gross Profit								
Gross Profit	\$8,700	\$8,700	\$8,700	\$8,700	\$8,700	\$8,700	\$8,700	\$80,300
Gross Margin								
Gross Margin	95.71%	95.65%	95.71%	95.71%	99.21%	92.71%	95.71%	95.71%

Prev
Save

2020 © OGantry

OGantry ☰

- Project Staffing & Estimating ^
- Manage Clients
- Create Client
- Manage Projects
- Create Project
- Utilization Management ^
- Financial Forecasting ^
- Tracking Actuals ^
- Security & Domains ^
- Administration ^



Project Management

Add, update or archive your projects

1 Project Setup 2 Position Setup 3 Financial Review

Revenue	Labour Cost	Expense Cost	Profit	Margin
\$25,000	\$20,000	\$4,500	\$7,500	25%

Position	Assign Person	Allocation	Date	Cost	Expense	Margin	
<input type="text" value="Enter Position"/>	<input type="text" value="Assign to"/>	<input type="text" value="0"/>	<input type="text" value="09/09/2020"/>	<input type="text" value="09/09/2020"/>	<input type="text" value="Cost"/>	<input type="text" value="Expense"/>	<input type="button" value="+"/>
Delivery Lead	Freddy Kauschke	50%	09 Sep - 09 Dec, 2020 (12 weeks)		\$400	\$100	5% ⋮
Quality Analyst	Beth Murphy	50%	09 Oct - 09 Dec, 2020 (8 weeks)		\$250	\$230	10% ⋮
UI/UX Designer	Ivan Cornejo	100%	09 Sep - 09 Dec, 2020 (12 weeks)		\$300	\$340	20% ⋮
Fullstack Developer	Neville Griffin	50%	09 Sep - 09 Dec, 2020 (12 weeks)		\$450	\$800	25% ⋮

OGantry ☰

- Project Staffing & Estimating ^
- Manage Clients
- Create Client
- Manage Projects
- Create Project
- Utilization Management ^
- Financial Forecasting ^
- Tracking Actuals ^
- Security & Domains ^
- Administration ^

Project Management

Add, update or archive your projects

1 Project Setup 2 Position Setup 3 Financial Review

Revenue	Labour Cost	Expense Cost	Profit	Margin
\$25,000	\$20,000	\$4,500	\$7,500	25%

Position	Assign Person	Allocation	Date	Cost	Expense	Margin	
<input type="text" value="Enter Position"/>	<input type="text" value="Assign to"/>	<input type="text" value="0"/>	<input type="text" value="09/09/2020"/>	<input type="text" value="09/09/2020"/>	<input type="text" value="Cost"/>	<input type="text" value="Expense"/>	<input type="button" value="+"/>
Delivery Lead	Freddy Kauschke	50%	09 Sep - 09 Dec, 2020 (12 weeks)		\$400	\$100 5%	⋮
Quality Analyst	Beth Murphy	50%	09 Oct - 09 Dec, 2020 (8 weeks)		\$250	\$230 10%	⋮
UI/UX Designer	Ivan Cornejo	100%	09 Sep - 09 Dec, 2020 (12 weeks)		\$300		⋮
Fullstack Developer	Neville Griffin	50%	09 Sep - 09 Dec, 2020 (12 weeks)		\$450		⋮

OGantry ☰

- Project Staffing & Estimating ^
 - Manage Clients
 - Create Client
 - Manage Projects
 - Create Project
- Utilization Management ^
- Financial Forecasting ^
- Tracking Actuals ^
- Security & Domains ^
- Administration ^

Project Management

Add, update or archive your projects

1 Project Setup 2 Position Setup 3 Financial Review

Revenue	Labour Cost	Expense Cost	Profit	Margin
\$25,000	\$20,000	\$4,500	\$7,500	25%

Position	Assign Person	Allocation	Date	Cost	Expense	Margin	
<input type="text" value="Enter Position"/>	<input type="text" value="Assign to"/>	<input type="text" value="0"/>	<input type="text" value="09/09/2020"/>	<input type="text" value="09/09/2020"/>	<input type="text" value="Cost"/>	<input type="text" value="Expense"/>	<input type="button" value="+"/>
Delivery Lead	Freddy Kauschke	50%	09 Sep - 09 Dec, 2020 (12 weeks)		\$400	\$100	5% ⋮
Quality Analyst	<input type="text" value="Beth Murphy"/>	<input type="text" value="50%"/>	09 Oct - 09 Dec, 2020 (8 weeks)		<input type="text" value="\$250"/>	<input type="text" value="\$230"/>	10% ⋮
UI/UX Designer	Ivan Cornejo	100%	09 Sep - 09 Dec, 2020 (12 weeks)		\$300	\$340	20% ⋮
Fullstack Developer	Neville Griffin	50%	09 Sep - 09 Dec, 2020 (12 weeks)		\$450	\$800	25% ⋮

OGantry ☰

- Project Staffing & Estimating ^
 - Manage Clients
 - Create Client
 - Manage Projects
 - Create Project
- Utilization Management v
- Financial Forecasting v
- Tracking Actuals v
- Security & Domains v
- Administration v



Project Management

Add, update or archive your projects

1 Project Setup 2 Position Setup 3 Financial Review

Revenue	Labour Cost	Expense Cost	Profit	Margin
\$25,000	\$20,000	\$4,500	\$7,500	25%

Position	Assign Person	Allocation	Date	Cost	Expense	Margin	
Enter Position	Assign to ▾	0	09/09/2020	09/09/2020	Cost	Expense	+
Delivery Lead	Freddy Kauschke	50%	09 Sep - 09 Dec, 2020 (12 weeks)		\$400	\$100	5% ⋮
UI/UX Designer	Ivan Cornejo	100%	09 Sep - 09 Dec, 2020 (12 weeks)		\$300	\$340	20% ⋮
Fullstack Developer	Neville Griffin	50%	09 Sep - 09 Dec, 2020 (12 weeks)		\$450	\$800	25% ⋮

Prev Next

OGantry ☰

- Project Staffing & Estimating ^
- Manage Clients
- Create Client
- Manage Projects
- Create Project
- Utilization Management ^
- Financial Forecasting ^
- Tracking Actuals ^
- Security & Domains ^
- Administration ^

Project Management

Add, update or archive your projects

1 Project Setup 2 Position Setup 3 Financial Review

Revenue	Labour Cost	Expense Cost	Profit	Margin
\$25,000	\$20,000	\$4,500	\$7,500	25%

Position	Assign Person	Allocation	Date	Cost	Expense	Margin
<input type="text" value="Enter Position"/>	<input type="text" value="Assign to"/>	<input type="text" value="0"/>	<input type="text" value="09/09/2020"/>	<input type="text" value="09/09/2020"/>	<input type="text" value="Cost"/>	<input type="text" value="Expense"/>
Delivery Lead	Freddy Kauschke	50%	09 Sep - 09 Dec, 2020 (12 weeks)		Transport	Onetime
Quality Analyst	Beth Murphy	50%	09 Oct - 09 Dec, 2020 (8 weeks)		Select Expense	Type
UI/UX Designer	Ivan Cornejo	100%	09 Sep - 09 Dec, 2020 (12 weeks)		\$300	\$340 20%
Fullstack Developer	Neville Griffin	50%	09 Sep - 09 Dec, 2020 (12 weeks)		\$450	\$800 25%

OGantry ☰

- Project Staffing & Estimating ^
 - Manage Clients
 - Create Client
 - Manage Projects
 - Create Project
- Utilization Management v
- Financial Forecasting v
- Tracking Actuals v
- Security & Domains v
- Administration v

Project Management

Add, update or archive your projects

1 Project Setup 2 Position Setup 3 Financial Review

Revenue	Labour Cost	Expense Cost	Profit	Margin
\$25,000	\$20,000	\$4,500	\$7,500	25%

Position	Assign Person	Allocation	Date	Cost	Expense	Margin	
<input type="text" value="Enter Position"/>	<input type="text" value="Assign to"/>	<input type="text" value="0"/>	<input type="text" value="09/09/2020"/>	<input type="text" value="09/09/2020"/>	<input type="text" value="Cost"/>	<input type="text" value="Expense"/>	<input type="button" value="+"/>
Delivery Lead	Freddy Kauschke	50%	09 Sep - 09 Dec, 2020 (12 weeks)		\$400	\$100	5% ⋮
Quality Analyst	Beth Murphy	50%	09 Oct - 09 Dec, 2020 (8 weeks)		\$250	\$230	10% ⋮
UI/UX Designer			ec, 2020 (12 weeks)		\$300	\$340	20% ⋮
Fullstack Developer			ec, 2020 (12 weeks)		\$450	\$800	25% ⋮

2020 © OGantry

OGantry ☰

- Project Staffing & Estimating ^
- Manage Clients
- Create Client
- Manage Projects
- Create Project
- Utilization Management ^
- Financial Forecasting ^
- Tracking Actuals ^
- Security & Domains ^
- Administration ^

Project Management

Add, update or archive your projects

1 Project Setup 2 Position Setup 3 Financial Review

Revenue	Labour Cost	Expense Cost	Profit	Margin
\$25,000	\$20,000	\$4,500	\$7,500	25%

Position	Assign Person	Allocation	Date	Cost	Expense	Margin	
<input type="text" value="Enter Position"/>	<input type="text" value="Assign to"/>	<input type="text" value="0"/>	<input type="text" value="09/09/2020"/>	<input type="text" value="09/09/2020"/>	<input type="text" value="Cost"/>	<input type="text" value="Expense"/>	<input type="text" value="0"/> +
Delivery Lead	Freddy Kauschke	50%	09 Sep - 09 Dec, 2020 (12 weeks)		\$400	\$100	5% ⋮
Quality Analyst	Beth Murphy	50%	09 Oct - 09 Dec, 2020 (8 weeks)		\$250	\$230	10% ⋮
Quality Analyst	Ivan Cornejo	100%	09 Sep - 09 Dec, 2020 (12 weeks)		\$300	\$340	20% ⋮
UI/UX Designer	Neville Griffin	50%	09 Sep - 09 Dec, 2020 (12 weeks)		\$450	\$800	25% ⋮
Fullstack Developer	Neville Griffin	50%	09 Sep - 09 Dec, 2020 (12 weeks)		\$450	\$800	25% ⋮

2020 © OGantry

The screenshot displays the OGantry application interface. On the left is a dark purple sidebar with navigation options: Project Staffing & Estimating (expanded), Manage Clients, Create Client, Manage Projects, Create Project, Utilization Management, Financial Forecasting, Tracking Actuals, Security & Domains, and Administration. The main content area is titled 'E-Commerce Website & App' for 'Trifox Solutions Inc.' and includes 'Cancel' and 'Save' buttons. A summary table shows Revenue (\$25,000), Labour Cost (\$20,000), Expense Cost (\$4,500), Profit (\$7,500), and Margin (25%). Below this are expandable sections for 'Project Setup' and 'Position Setup'. The 'Position Setup' section contains a table with columns for Position, Assign Person, Allocation, Date, Cost, Expense, and Margin. The table lists roles like Delivery Lead, Quality Analyst, UI/UX Designer, and Fullstack Developer with their respective costs and margins. A 'Financial Review' section is also visible at the bottom.

Revenue	Labour Cost	Expense Cost	Profit	Margin
\$25,000	\$20,000	\$4,500	\$7,500	25%


Position	Assign Person	Allocation	Date	Cost	Expense	Margin
Enter Position	Assign to	0	09/09/2020	09/09/2020	Cost	Expense
Delivery Lead	Freddy Kauschke	50%	09 Sep - 09 Dec, 2020 (12 weeks)	\$400	\$100	5%
Quality Analyst	Beth Murphy	50%	09 Oct - 09 Dec, 2020 (8 weeks)	\$250	\$230	10%
UI/UX Designer	Ivan Cornejo	100%	09 Sep - 09 Dec, 2020 (12 weeks)	\$300	\$340	20%
Fullstack Developer	Neville Griffin	50%	09 Sep - 09 Dec, 2020 (12 weeks)	\$450	\$800	25%

2020 © OGantry

The screenshot displays the 'Project Edit' interface in OGantry. On the left is a dark purple sidebar with navigation options: Project Staffing & Estimating (expanded), Manage Clients, Create Client, Manage Projects, Create Project, Utilization Management, Financial Forecasting, Tracking Actuals, Security & Domains, and Administration. The main content area is titled 'E-Commerce Website & App' for 'Trifox Solutions Inc.' and includes 'Cancel' and 'Save' buttons. A financial summary table shows Revenue at \$25,000, Labour Cost at \$20,000, Expense Cost at \$4,500, Profit at \$7,500, and a Margin of 25%. Below this is a 'Project Setup' section with fields for Client (Trifox Solutions Inc.), Contact Person (Sofia Manzano, VP of Product & Strategy), Project ((887) 717-6828), and Project description (Need to UI and UX of E-Commerce Website and Mobile applicatio Flutter base (iOS and Android) and you have to design a brand also.). The 'Bill Rate' section is set to 'Fixed bid' with a value of \$75,000 and dates from 09/25/2020 to 12/25/2020. The 'Project Expense' table lists Hardware (\$2,500 one-time) and Event Party (\$2,000 monthly). At the bottom are 'Position Setup' and 'Financial Review' dropdown menus. A footer at the bottom left reads '2020 © OGantry'.

Revenue	Labour Cost	Expense Cost	Profit	Margin
\$25,000	\$20,000	\$4,500	\$7,500	25%

Expense type	Amount
Hardware	\$2,500
Event Party	\$2,000

OGantry
☰


- Project Staffing & Estimating
- Manage Clients
- Create Client
- Manage Projects
- Create Project
- Utilization Management
- Financial Forecasting
- Tracking Actuals
- Security & Domains
- Administration

E-Commerce Website & App
Cancel
Save

Trifox Solutions Inc.

Revenue	Labour Cost	Expense Cost	Profit	Margin
\$25,000	\$20,000	\$4,500	\$7,500	25%

Expand All

Project Setup
▼

Position Setup
▼

Financial Review
▲

✔ **Project Margin**
Over Target

✘ **Project Expenses** Acknowledge
Below Range

⚠ **Warning**
Multiple Partially allocated people

	January	February	March	April	May	June	July	Total
▶ Revenue	\$7,000	\$7,000	\$7,000	\$7,000	\$7,000	\$7,000	\$7,000	\$83,900.00
Fixed Revenue	\$0	\$0	\$0	\$0	\$0	\$0	\$0	\$0
▶ T&M Revenue	\$7,000	\$7,000	\$7,000	\$7,000	\$7,000	\$7,000	\$7,000	\$83,900.88
▶ Expense	\$300	\$300	\$300	\$300	\$300	\$300	\$300	\$3,600.00
Project Expense	\$0	\$0	\$0	\$0	\$0	\$0	\$0	\$0
▶ People Expense	\$300	\$300	\$300	\$300	\$300	\$300	\$300	\$3,600.00
Gross Profit	\$6,700	\$6,700	\$6,700	\$6,700	\$6,700	\$6,700	\$6,700	\$80,300
Gross Margin	95.71%	95.65%	95.71%	95.71%	99.21%	92.71%	95.71%	95.71%

2020 © OGantry

OGantry

Project Staffing & Estimating ^

- Manage Clients
- Create Client
- Manage Projects
- Create Project

Utilization Management v

Financial Forecasting v

Tracking Actuals v

Security & Domains v

Administration v

Edit Project

Add, update or archive your project

Revenue	Labour Cost	Expense Cost
\$25,000	\$20,000	\$4,500

Project Setup

Client
Trifox Solutions Inc.

Project
(887) 717-682

Contact Person
Sofia Manzano VP of Product & Strategy
(672) 776-9097 sofia@hopifbik.co.uk

Project description
Need to UI and applicatio Flut to design a br

[+ Add New](#)

Bill Rate
 Fixed bid Run rate (Week/Month) Time & Materials

\$ 75,000

Date 09/25/2020 - 12/25/2020

Project Expense
Select Expense Expense type \$ 0,000 +

Add Contact Person



John Doe

e.g. CTO

e.g. +1-416-555-1212

example@company.com

Add as Primary Contact

Cancel

Add

OGantry ☰

- Project Staffing & Estimating ^
 - Manage Clients
 - Create Client
 - Manage Projects
 - Create Project
- Utilization Management ^
- Financial Forecasting ^
- Tracking Actuals ^
- Security & Domains ^
- Administration ^

Project Management

Add, update or archive your projects

1 Project Setup 2 Position Setup 3 Financial Review

Revenue	Labour Cost	Expense Cost	Profit	Margin
\$25,000	\$20,000	\$4,500	\$7,500	25%

Position	Assign Person	Allocation	Date	Cost	Expense	Margin	
<input type="text" value="Enter Position"/>	<input type="text" value="Assign to"/>	<input type="text" value="0"/>	<input type="text" value="09/09/2020"/>	<input type="text" value="09/09/2020"/>	<input type="text" value="Cost"/>	<input type="text" value="Expense"/>	<input type="button" value="+"/>
Delivery Lead	Freddy Kauschke	50%	09 Sep - 09 Dec, 2020 (12 weeks)		\$400	\$100	5% ⋮
Quality Analyst	Beth Murphy	50%	09 Oct - 09 Dec, 2020 (8 weeks)		\$250	\$230	10% ⋮
UI/UX Designer	Ivan Cornejo	100%	09 Sep - 09 Dec, 2020 (12 weeks)		\$300	\$340	20% ⋮
Fullstack Developer	Neville Griffin	50%	09 Sep - 09 Dec, 2020 (12 weeks)		\$450	\$800	25% ⋮

OGantry ☰

Project Staffing & Estimating ^

- Manage Clients
- Create Client
- Manage Projects
- Create Project

Utilization Management ^

Financial Forecasting ^

Tracking Actuals ^

Security & Domains ^

Administration ^

Project Management

Add, update or archive your projects

1 **Project Setup** 2 **Position Setup** 3 **Financial Review**

Revenue	Labour Cost	Expense Cost	Profit	Margin
\$25,000	\$20,000	\$4,500	\$7,500	25%

Position	Assign Person	Allocation	Date	Cost	Expense	Margin	
<input type="text" value="Enter Position"/>	<input type="text" value="Assign to"/>	<input type="text" value="0"/>	<input type="text" value="09/09/2020"/>	<input type="text" value="09/09/2020"/>	<input type="text" value="Cost"/>	<input type="text" value="Expense"/>	<input type="button" value="+"/>
Delivery Lead	Freddy Kauschke	50%	09 Sep - 09 Dec, 2020 (12 weeks)		\$400	\$100 5%	⋮
Quality Analyst	Beth Murphy	50%	09 Oct - 09 Dec, 2020 (8 weeks)		\$250	\$230 10%	⋮
UI/UX Designer	Ivan Cornejo	100%	09 Sep - 09 Dec, 2020 (12 weeks)		\$300		⋮
Fullstack Developer	Neville Griffin	50%	09 Sep - 09 Dec, 2020 (12 weeks)		\$450		⋮

2020 © OGantry

OGantry ☰

- Project Staffing & Estimating ^
- Manage Clients
- Create Client
- Manage Projects
- Create Project
- Utilization Management ^
- Financial Forecasting ^
- Tracking Actuals ^
- Security & Domains ^
- Administration ^

Project Management

Add, update or archive your projects

1 Project Setup 2 Position Setup 3 Financial Review

Revenue	Labour Cost	Expense Cost	Profit	Margin
\$25,000	\$20,000	\$4,500	\$7,500	25%

Position	Assign Person	Allocation	Date	Cost	Expense	Margin	
<input type="text" value="Enter Position"/>	<input type="text" value="Assign to"/>	<input type="text" value="0"/>	<input type="text" value="09/09/2020"/>	<input type="text" value="09/09/2020"/>	<input type="text" value="Cost"/>	<input type="text" value="Expense"/>	<input type="button" value="+"/>
Delivery Lead	Freddy Kauschke	50%	09 Sep - 09 Dec, 2020 (12 weeks)		\$400	\$100	5% ⋮
Quality Analyst	<input type="text" value="Beth Murphy"/>	<input type="text" value="50%"/>	09 Oct - 09 Dec, 2020 (8 weeks)		<input type="text" value="\$250"/>	<input type="text" value="\$230"/>	10% ⋮
UI/UX Designer	Ivan Cornejo	100%	09 Sep - 09 Dec, 2020 (12 weeks)		\$300	\$340	20% ⋮
Fullstack Developer	Neville Griffin	50%	09 Sep - 09 Dec, 2020 (12 weeks)		\$450	\$800	25% ⋮

OGantry ☰

- Project Staffing & Estimating ^
 - Manage Clients
 - Create Client
 - Manage Projects
 - Create Project
- Utilization Management v
- Financial Forecasting v
- Tracking Actuals v
- Security & Domains v
- Administration v



Project Management

Add, update or archive your projects

1 Project Setup 2 Position Setup 3 Financial Review

Revenue	Labour Cost	Expense Cost	Profit	Margin
\$25,000	\$20,000	\$4,500	\$7,500	25%

Position	Assign Person	Allocation	Date	Cost	Expense	Margin
Enter Position	Assign to	0	09/09/2020	09/09/2020	Cost	Expense
Delivery Lead	Freddy Kauschke	50%	09 Sep - 09 Dec, 2020 (12 weeks)		\$400	\$100 5%
UI/UX Designer	Ivan Cornejo	100%	09 Sep - 09 Dec, 2020 (12 weeks)		\$300	\$340 20%
Fullstack Developer	Neville Griffin	50%	09 Sep - 09 Dec, 2020 (12 weeks)		\$450	\$800 25%

Prev Next

OGantry ☰

Project Staffing & Estimating [^]

- Manage Clients
- Create Client
- Manage Projects
- Create Project

Utilization Management [^]

Financial Forecasting [^]

Tracking Actuals [^]

Security & Domains [^]

Administration [^]

Project Management

Add, update or archive your projects

1 **Project Setup** | 2 **Position Setup** | 3 **Financial Review**

Revenue	Labour Cost	Expense Cost	Profit	Margin
\$25,000	\$20,000	\$4,500	\$7,500	25%

Position	Assign Person	Allocation	Date	Cost	Expense	Margin
Enter Position	Assign to	0	09/09/2020	09/09/2020	Cost	Expense
Delivery Lead	Freddy Kauschke	50%	09 Sep - 09 Dec, 2020 (12 weeks)		Transport	Onetime
Quality Analyst	Beth Murphy	50%	09 Oct - 09 Dec, 2020 (8 weeks)		Select Expense	Type
UI/UX Designer	Ivan Cornejo	100%	09 Sep - 09 Dec, 2020 (12 weeks)		\$300	\$340 20%
Fullstack Developer	Neville Griffin	50%	09 Sep - 09 Dec, 2020 (12 weeks)		\$450	\$800 25%

[+ Add More](#)

Prev Next

2020 © OGantry

OGantry

- Dashboard
- Client Management
- Project Management



Project Management

Add, update or archive your projects

1 Project Setup 2 Position Setup 3 Financial Review

Revenue	Labour Cost	Expense Cost	Profit	Margin
\$25,000	\$20,000	\$4,500	\$7,500	25%

Position	Assign Person	Allocation	Date	Cost	Expense	Bill Rate	Margin	
Enter Position	Assign to	0	09/09/2020	09/09/2020	Cost	Expense	Bill Rate	+
Delivery Lead	Freddy Kauschke	50%	09 Sep - 09 Dec, 2020 (12 weeks)		\$400	\$100	\$6,000	5% ⋮
Quality Analyst	Beth Murphy	50%	09 Oct - 09 Dec, 2020 (8 weeks)		\$250	\$230	\$3,000	10% ⋮
UI/UX Designer	Ivan Cornejo	100%	09 Sep - 09 Dec, 2020 (12 weeks)		\$300	\$340	\$3,500	20% ⋮
Fullstack Developer	Neville Griffin	50%	09 Sep - 09 Dec, 2020 (12 weeks)		\$450	\$800	\$13,000	25% ⋮

Prev Next

OGantry ☰

- Project Staffing & Estimating ^
 - Manage Clients
 - Create Client
 - Manage Projects
 - Create Project
- Utilization Management ^
- Financial Forecasting ^
- Tracking Actuals ^
- Security & Domains ^
- Administration ^

Project Management

Add, update or archive your projects

1 Project Setup 2 Position Setup 3 Financial Review

Revenue	Labour Cost	Expense Cost	Profit	Margin
\$25,000	\$20,000	\$4,500	\$7,500	25%

Position	Assign Person	Allocation	Date	Cost	Expense	Bill Rate	Margin	
Enter Position	Assign to	0	09/09/2020	09/09/2020	Cost	Expense	Bill Rate	+
Delivery Lead	Freddy Kauschke	50%	09 Sep - 09 Dec, 2020 (12 weeks)		\$400	\$100	\$6,000	5% ⋮
Quality Analyst	Beth Murphy	50%	09 Oct - 09 Dec, 2020 (8 weeks)		\$250	\$230	\$3,000	10% ⋮
UI/UX Designer	Ivan Cornejo	100%	09 Sep - 09 Dec, 2020 (12 weeks)		\$300	\$340	\$	⋮
Fullstack Developer	Neville Griffin	50%	09 Sep - 09 Dec, 2020 (12 weeks)		\$450	\$800	\$1	⋮

Prev Next

2020 © OGantry

OGantry ☰

- Project Staffing & Estimating ^
 - Manage Clients
 - Create Client
 - Manage Projects
 - Create Project
- Utilization Management ^
- Financial Forecasting ^
- Tracking Actuals ^
- Security & Domains ^
- Administration ^

Project Management

Add, update or archive your projects

1 Project Setup 2 Position Setup 3 Financial Review

Revenue	Labour Cost	Expense Cost	Profit	Margin
\$25,000	\$20,000	\$4,500	\$7,500	25%

Position	Assign Person	Allocation	Date	Cost	Expense	Bill Rate	Margin	
<input type="text" value="Enter Position"/>	<input type="text" value="Assign to"/>	<input type="text" value="0"/>	<input type="text" value="09/09/2020"/>	<input type="text" value="09/09/2020"/>	<input type="text" value="Cost"/>	<input type="text" value="Expense"/>	<input type="text" value="Bill Rate"/>	<input type="button" value="+"/>
Delivery Lead	Freddy Kauschke	50%	09 Sep - 09 Dec, 2020 (12 weeks)	\$400	\$100	\$6,000	5%	⋮
Quality Analyst	<input type="text" value="Beth Murphy"/>	<input type="text" value="50%"/>	09 Oct - 09 Dec, 2020 (8 weeks)	<input type="text" value="\$250"/>	<input type="text" value="\$230"/>	<input type="text" value="\$3,000"/>	10%	⋮
UI/UX Designer	Ivan Cornejo	100%	09 Sep - 09 Dec, 2020 (12 weeks)	\$300	\$340	\$3,500	20%	⋮
Fullstack Developer	Neville Griffin	50%	09 Sep - 09 Dec, 2020 (12 weeks)	\$450	\$800	\$13,000	25%	⋮

OGantry ☰

Project Staffing & Estimating ^

- Manage Clients
- Create Client
- Manage Projects
- Create Project

Utilization Management v

Financial Forecasting v

Tracking Actuals v

Security & Domains v

Administration v

Project Management
Add, update or archive your projects

1 **Project Setup** 2 **Position Setup** 3 **Financial Review**

Revenue	Labour Cost	Expense Cost	Profit	Margin
\$25,000	\$20,000	\$4,500	\$7,500	25%

Position	Assign Person	Allocation	Date	Cost	Expense	Bill Rate	Margin	
Enter Position	Assign to v	0	09/09/2020	09/09/2020	Cost	Expense	Bill Rate	+
Delivery Lead	Freddy Kauschke	50%	09 Sep - 09 Dec, 2020 (12 weeks)		\$400	\$100	\$6,000	5% ⋮
UI/UX Designer	Ivan Cornejo	100%	09 Sep - 09 Dec, 2020 (12 weeks)		\$300	\$340	\$3,500	20% ⋮
Fullstack Developer	Neville Griffin	50%	09 Sep - 09 Dec, 2020 (12 weeks)		\$450	\$800	\$13,000	25% ⋮

Prev Next

2020 © OGantry

OGantry ☰

- Project Staffing & Estimating ^
- Manage Clients
- Create Client
- Manage Projects
- Create Project
- Utilization Management v
- Financial Forecasting v
- Tracking Actuals v
- Security & Domains v
- Administration v

Project Management

Add, update or archive your projects

1 Project Setup 2 Position Setup 3 Financial Review

Revenue	Labour Cost	Expense Cost	Profit	Margin
\$25,000	\$20,000	\$4,500	\$7,500	25%

Position	Assign Person	Allocation	Date	Cost	Expense	Bill Rate	Margin				
Enter Position	Assign to	0	09/09/2020	09/09/2020	Cost	Expense	Bill Rate	+			
Delivery Lead	Freddy Kauschke	50%	09 Sep - 09 Dec, 2020 (12 weeks)		Transport	Onetime	\$200	5%	⋮		
Quality Analyst	Beth Murphy	50%	09 Oct - 09 Dec, 2020 (8 weeks)		Select Expense	Type	0,000	10%	⋮		
UI/UX Designer	Ivan Cornejo	100%	09 Sep - 09 Dec, 2020 (12 weeks)				\$300	\$340	\$3,500	20%	⋮
Fullstack Developer	Neville Griffin	50%	09 Sep - 09 Dec, 2020 (12 weeks)				\$450	\$800	\$13,000	25%	⋮

[+ Add More](#)

Prev Next



OGantry

- Project Staffing & Estimating
- Utilization Management
- Financial Forecasting
- Tracking Actuals
- Security & Domains
- Administration**
- Manage Employee
- Manage Client Group
- Manage Expense Type
- Manage Work Exception Type
- Manage Work Exceptions
- Manage Employee Type
- Manage Employee Role
- Manage Role
- Manage Benchmarks

Add Work Exceptions

Add, update or archive work exceptions

Work Exception Name

e.g. New Year's Day

Start Date - End Date

09/28/2020 09/28/2020

Employee (Work Exceptions Apply to)

Apply to all Apply to specific

Exception Type **Range**

Select 00

Set Status

Approved Cancelled Pending

2020 © OGantry



OGantry

- Project Staffing & Estimating
- Utilization Management
- Financial Forecasting
- Tracking Actuals
- Security & Domains
- Administration**
- Manage Employee
- Manage Client Group
- Manage Expense Type
- Manage Work Exception Type
- Manage Work Exceptions
- Manage Employee Type
- Manage Employee Role
- Manage Role
- Manage Benchmarks

Manage Work Exceptions

Add, update or archive work exceptions Add New

Work Exception Name	Start Date	End Date	Employee	Type	Status	Actions
<input type="text" value="Search"/>	<input type="text" value="9/30/2020"/>	<input type="text" value="9/30/2020"/>	<input type="text" value="Search"/>	<input type="text" value="Select"/>	<input type="text" value="Select"/>	
New Year's Day	1/1/2020	1/1/2020	Jacqueline Asong	Public Holiday	Approved	
Martin Luther King Jr. Day	1/20/2020	1/20/2020	Clarke Gillebert	Public Holiday	Approved	
Memorial Day	5/25/2020	5/25/2020	Kondo Ieyasu	Public Holiday	Cancelled	
Vacation	6/3/2020	6/3/2020	Sampson Totton	Vacation	Pending	
Labor Day	9/7/2020	9/7/2020	Linzell Bowman	Public Holiday	Cancelled	

1 2 3 4 5 6 ... 5 Displaying 1 - 10 of 100 records



OGantry

- Project Staffing & Estimating
- Utilization Management
- Financial Forecasting
- Tracking Actuals
- Security & Domains
- Administration**
- Manage Employee
- Manage Client Group
- Manage Expense Type
- Manage Work Exception Type
- Manage Work Exceptions
- Manage Employee Type
- Manage Employee Role**
- Manage Role
- Manage Benchmarks

Manage Employee Role

Add, update or archive employee roles [Add New](#)

Role Name	Actions
Fullstack Developer	
Java Developer	
Software Developer	
Quality Analyst	
UI/UX Designer	

1 2 3 4 5 6 ... 5 Displaying 1 - 10 of 100 records



OGantry

- Project Staffing & Estimating
- Utilization Management
- Financial Forecasting
- Tracking Actuals
- Security & Domains
- Administration**
- Manage Employee
- Manage Client Group
- Manage Expense Type
- Manage Work Exception Type
- Manage Work Exceptions
- Manage Employee Type
- Manage Employee Role**
- Manage Role
- Manage Benchmarkable Fields
- Manage Benchmarks

Add Employee Role

Add, update or archive employee roles

Role Name

e.g. Software Developer



OGantry

- Project Staffing & Estimating
- Utilization Management
- Financial Forecasting
- Tracking Actuals
- Security & Domains
- Administration**
- Manage Employee
- Manage Client Group
- Manage Expense Type
- Manage Work Exception Type
- Manage Work Exceptions
- Manage Employee Type
- Manage Employee Role
- Manage Role
- Manage Benchmarks

Manage Employee Type

Add, update or archive employee types Add New

Employee Type	Actions
W2 Hourly	
W2 Monthly	
1099	
C2C	
Corp to Corp	

1 2 3 4 5 6 ... 5 Displaying 1 - 10 of 100 records



OGantry ☰

- Project Staffing & Estimating ▾
- Utilization Management ▾
- Financial Forecasting ▾
- Tracking Actuals ▾
- Security & Domains ▾
- Administration** ▲
 - Manage Employee
 - Manage Client Group
 - Manage Expense Type
 - Manage Work Exception Type
 - Manage Work Exceptions
 - Manage Employee Type**
 - Manage Employee Role
 - Manage Role
 - Manage Benchmarks

Add Employee Type

Add, update or archive employee types

Cancel Save

Employee Type

e.g. W2



- OGantry**
- Project Staffing & Estimating
- Utilization Management
- Financial Forecasting
- Tracking Actuals
- Security & Domains
- Administration**
- Manage Employee
- Manage Client Group
- Manage Expense Type
- Manage Work Exception Type
- Manage Work Exceptions
- Manage Employee Type
- Manage Employee Role
- Manage Role
- Manage Benchmarks

Manage Expense Type

Add, update or archive expense types Add New

Expense Name	Actions
Accommodation / Rent	
Software / Renew / Subscription	
Meals	
Hardware / Equipment	
Per Diem	

1 2 3 4 5 6 ... 5 Displaying 1 - 10 of 100 records



OGantry ☰

- Project Staffing & Estimating ▾
- Utilization Management ▾
- Financial Forecasting ▾
- Tracking Actuals ▾
- Security & Domains ▾
- Administration** ▲
 - Manage Employee
 - Manage Client Group
 - Manage Expense Type**
 - Manage Work Exception Type
 - Manage Work Exceptions
 - Manage Employee Type
 - Manage Employee Role
 - Manage Role
 - Manage Benchmarks

Add Expenses Type

Add, update or archive expense types

Cancel Save

Add Expense Type

e.g. Equipment



OGantry

- Project Staffing & Estimating
- Utilization Management
- Financial Forecasting
- Tracking Actuals
- Security & Domains
- Administration**
- Manage Employee
- Manage Client Group
- Manage Expense Type
- Manage Work Exception Type
- Manage Work Exceptions
- Manage Employee Type
- Manage Employee Role
- Manage Role
- Manage Benchmarks

Manage Work Exception Type

Add, update or archive work exception type [Add New](#)

Work Exception Type	Actions
Bereavement	
Public Holiday	
Maternity	
Paternity	
Vacation	

1 2 3 4 5 6 ... 5 Displaying 1 - 10 of 100 records



OGantry

- Project Staffing & Estimating
- Utilization Management
- Financial Forecasting
- Tracking Actuals
- Security & Domains
- Administration**
- Manage Employee
- Manage Client Group
- Manage Expense Type
- Manage Work Exception Type
- Manage Work Exceptions
- Manage Employee Type
- Manage Employee Role
- Manage Role
- Manage Benchmarkable Fields
- Manage Benchmarks

Add Work Exception Type

Add, update or archive work exception type

Add Work Exception Type



- OGantry
- Project Staffing & Estimating
- Utilization Management
- Financial Forecasting
- Tracking Actuals
- Security & Domains
- Administration**
- Manage Employee
- Manage Client Group
- Manage Expense Type
- Manage Work Exception Type
- Manage Work Exceptions
- Manage Employee Type
- Manage Employee Role
- Manage Role**
- Manage Benchmarks

Manage Role

Add update or archive role

[Add New](#)

Role	Role Description	Actions
Admin	Can add, edit, delete and assign users	Edit Delete
Super User	Can add, edit, delete	Edit Delete
User	Can view only	Edit Delete

Navigation: < < 1 2 3 4 5 6 ... > >>

5 | Displaying 1 - 10 of 100 records

OGantry
⋮

Project Staffing & Estimating
Utilization Management
Financial Forecasting
Tracking Actuals
Security & Domains
Administration

- Manage Employee
- Manage Client Group
- Manage Expense Type
- Manage Work Exception Type
- Manage Work Exceptions
- Manage Employee Type
- Manage Employee Role
- Manage Role**
- Manage Benchmarks

Create Role

Add, update or archive role

Cancel
Save

Role Name

Description

Permission

Features	No Access	Can View	Can Add/Edit/Delete
▼ Project Staffing & Estimating	<input type="radio"/>	<input checked="" type="radio"/>	<input type="radio"/>
Manage Clients	<input type="radio"/>	<input checked="" type="radio"/>	<input type="radio"/>
Manage Projects	<input type="radio"/>	<input checked="" type="radio"/>	<input type="radio"/>
▶ Utilization Management	<input type="radio"/>	<input checked="" type="radio"/>	<input type="radio"/>
▶ Financial Forecasting	<input type="radio"/>	<input checked="" type="radio"/>	<input type="radio"/>
▶ Tracking Actuals	<input type="radio"/>	<input checked="" type="radio"/>	<input type="radio"/>
▶ Security & Domains	<input type="radio"/>	<input checked="" type="radio"/>	<input type="radio"/>
▶ Administration	<input type="radio"/>	<input checked="" type="radio"/>	<input type="radio"/>

2020 © OGantry



- OGantry
- Project Staffing & Estimating
- Utilization Management
- Financial Forecasting
- Tracking Actuals
- Security & Domains
- Administration**
- Manage Employee
- Manage Client Group
- Manage Expense Type
- Manage Work Exception Type
- Manage Work Exceptions
- Manage Employee Type
- Manage Employee Role
- Manage Role
- Manage Benchmarks

Manage Client Group

Add, update or archive client group

[Add New](#)

Group Name	Type	Count	Actions
New York's Group	Static	22	Edit Archive
Diamond	Static	28	Edit Archive
WebApp Group	Dynamic	03	Edit Archive
Mobile App Group	Dynamic	28	Edit Archive
PWA Group	Static	05	Edit Archive

Navigation: < < 1 2 3 4 5 6 ... > >>

5 | Displaying 1 - 10 of 100 records



OGantry

- Project Staffing & Estimating
- Utilization Management
- Financial Forecasting
- Tracking Actuals
- Security & Domains
- Administration**
- Manage Employee
- Manage Client Group
- Manage Expense Type
- Manage Work Exception Type
- Manage Work Exceptions
- Manage Employee Type
- Manage Employee Role
- Manage Role
- Manage Benchmarks


Create Client Group










Add, update or archive client group

[Create Static Group](#)

Static Groups
Dynamic Groups

Group Name	Clients	Shared	Actions
New York's Group	<ul style="list-style-type: none"> ABC Corp. Netguru LLC Apple Inc. Sunfloer Labs 	Yes	
Georgia's Group	<ul style="list-style-type: none"> ABC Corp. Netguru LLC Apple Inc. Sunfloer Labs 	No	











OGantry 





-  Project Staffing & Estimating 
-  Utilization Management 
-  Financial Forecasting 
-  Tracking Actuals 
-  Security & Domains 
-  **Administration** 
- Manage Employee
- Manage Client Group
- Manage Expense Type
- Manage Work Exception Type
- Manage Work Exceptions
- Manage Employee Type
- Manage Employee Role
- Manage Role
- Manage Benchmarks




Manage Client Group

Add, update or archive client group [Add New](#)

Group Name	Type	Count	Actions
New York's Group	Static	22	 
Diamond	Static	28	 
WebApp Group	Dynamic	03	 
Mobile App Group	Dynamic	28	 
PWA Group	Static	05	 

Navigation:   **1** 2 3 4 5 6 ...  

5  Displaying 1 - 10 of 100 records

OGantry ☰

- Project Staffing & Estimating ▾
- Utilization Management ▾
- Financial Forecasting ▾
- Tracking Actuals ▾
- Security & Domains ▾
- Administration** ▲
 - Manage Employee
 - Manage Client Group
 - Manage Expense Type
 - Manage Work Exception Type
 - Manage Work Exceptions
 - Manage Employee Type
 - Manage Employee Role
 - Manage Role
 - Manage Benchmarks



Create Static Group

Add, update or archive client group

Group Name

Add Client

Mark as Shared



OGantry


- Project Staffing & Estimating
- Utilization Management
- Financial Forecasting
- Tracking Actuals
- Security & Domains
- Administration**
 - Manage Employee
 - Manage Client Group
 - Manage Expense Type
 - Manage Work Exception Type
 - Manage Work Exceptions
 - Manage Employee Type
 - Manage Employee Role
 - Manage Role
 - Manage Benchmarks










Create Client Group

Add, update or archive client group

Static Groups **Dynamic Groups**

Mark as Shared	Group Name	Company	Contact Person	Address	Phone	Email Address	Country	City	State	Status		
<input checked="" type="checkbox"/>	Mobile App Group	ABC Corp.	Sanne Viscaal	352 Suit, Coruw River	(202) 499-4112	ebo@hoag.edu	Brazil	Vimholif	Nifninid	Active		
<input type="checkbox"/>	Web App Group	Lions LLC	Thenjiwe Msutu	1705 Bonu Avenue	(207) 274-3708	lejsepep@mob.edu	Afghanistan	Ofoefaji	Burundi	Inactive		

OGantry 

-  Project Staffing & Estimating 
-  Utilization Management 
-  Financial Forecasting 
-  Tracking Actuals 
-  Security & Domains 
-  **Administration** 
- Manage Employee
- Manage Client Group
- Manage Expense Type
- Manage Work Exception Type
- Manage Work Exceptions
- Manage Employee Type
- Manage Employee Role
- Manage Role
- Manage Benchmarks



Create Static Group

Add, update or archive client group

Group Name

Add Client

<input checked="" type="checkbox"/>	Lions Club LLC
<input type="checkbox"/>	A2Z Consultancy
<input type="checkbox"/>	Netguru Inc. <i>System Group</i>
<input type="checkbox"/>	Sunflower Lab <i>Newyork Group</i>
<input type="checkbox"/>	Helios Solutions <i>Misc. Group</i>



- OGantry
- Project Staffing & Estimating
- Utilization Management
- Financial Forecasting
- Tracking Actuals
- Security & Domains
- Administration
 - Manage Employee
 - Manage Client Group
 - Manage Expense Type
 - Manage Work Exception Type
 - Manage Work Exceptions
 - Manage Employee Type
 - Manage Employee Role
 - Manage Role
 - Manage Benchmarks

Manage Benchmarks

Add update or archive benchmarks

[Add New](#)

Api	Field	Lower Target	Upper Target	Benchmark	Actions
<input type="text" value="Select"/>	<input type="text" value="Select"/>	<input type="text" value="Search"/>	<input type="text" value="Search"/>	<input type="text" value="Search"/>	
Project	Margin	46%	100%	Above Target	Edit Archive
Employee	Utilization	85%	100%	Above Target	Edit Archive
Project	Revenue	\$1000	\$5000	Average Deal	Edit Archive
Project	Margin	0%	34%	Below Target	Edit Archive

Navigation: < < 1 2 3 4 5 6 ... > >>

5 | Displaying 1 - 10 of 100 records



OGantry

- Project Staffing & Estimating
- Utilization Management
- Financial Forecasting
- Tracking Actuals
- Security & Domains
- Administration**
- Manage Employee
- Manage Client Group
- Manage Expense Type
- Manage Work Exception Type
- Manage Work Exceptions
- Manage Employee Type
- Manage Employee Role
- Manage Role
- Manage Benchmarks

Create Benchmarks

Edit or update your benchmarks

Api (e.g. project, employee)

Field (e.g. margin, cost)

Lower Target **Upper Target**

Benchmark



OGantry

- Project Staffing & Estimating
- Utilization Management
- Financial Forecasting
- Tracking Actuals
- Security & Domains
- Administration
 - Manage Employee
 - Manage Client Group
 - Manage Expense Type
 - Manage Work Exception Type
 - Manage Work Exceptions
 - Manage Employee Type
 - Manage Employee Role
 - Manage Role
 - Manage Benchmarks

Employee

Add, update or archive your employee Add New

Name	Role Position	Email	Start Date	End Date	Availability	Type	Cost	Region	Travel %	Status	Actions
<input type="text" value="Name"/>	<input type="text" value="Select"/>	<input type="text"/>	<input type="text"/>	<input type="text"/>	<input type="text" value="Daily Hrs"/>	<input type="text" value="Select"/>	<input type="text" value="\$000"/>	<input type="text" value="Select"/>	<input type="text" value="00%"/>	<input type="text" value="Status"/>	
Harmen Porter	UI/UX Designer	wajupzed@bow.io	08-16-2020	10-04-2020	8 hrs	1099	\$2,500	Burundi	25%	Active	
Diana Campos	Delivery Lead	wajupzed@bow.io	10-06-2020	02-03-2020	2 hrs	W2 Hourly	\$250	Argentina	75%	Inactive	
Gypsy Hardinge	Java Developer	wajupzed@bow.io	08-22-2020	03-31-2020	8 hrs	W2 Salary	\$3,000	Norway	20%	Active	
Alicia Stanger	Quality Assurance	wajupzed@bow.io	02-19-2020	03-05-2020	6 hrs	W2 Hourly	\$350	Qatar	10%	Active	

1 2 3 4 5 6 ... 5 Displaying 1 - 10 of 100 records

OGantry ☰

- Project Staffing & Estimating ▾
- Utilization Management ▾
- Financial Forecasting ▾
- Tracking Actuals ▾
- Security & Domains ▾
- Administration** ▲
 - Manage Employee
 - Manage Client Group
 - Manage Expense Type
 - Manage Work Exception Type
 - Manage Work Exceptions
 - Manage Employee Type
 - Manage Employee Role
 - Manage Role
 - Manage Benchmarks



Create Employee

Add, update or archive your employee

First Name **Last Name**

Email address **Role Position**

Set Status Active Inactive

Region **Travel %** %


Start - End Date **Availability** **Employee Type** **Cost / Salary**

2020 © OGantry

The screenshot shows the OGantry application interface. On the left is a dark purple sidebar with navigation items: Project Staffing & Estimating, Utilization Management, Financial Forecasting, Tracking Actuals, Security & Domains, and Administration (highlighted). Under Administration are: Manage Employee, Manage Client Group, Manage Expense Type, Manage Work Exception Type, Manage Work Exceptions, Manage Employee Type, Manage Employee Role, Manage Role, and Manage Benchmarks. The main content area is titled 'Employee' and includes an 'Add New' button. Below the title is a table with columns: Name, Role Position, Email, Start Date, End Date, Availability, Type, Cost, Region, Travel %, Status, and Actions. The table contains four rows of employee data. A modal dialog titled 'Save Client Group' is open in the center, featuring a text input field with the placeholder 'e.g. New York Group' and 'Cancel' and 'Save' buttons. At the bottom of the main area is a pagination control showing page 1 of 6 and a dropdown for '5' records per page, with the text 'Displaying 1 - 10 of 100 records'. The footer of the application reads '2020 © OGantry'.

Name	Role Position	Email	Start Date	End Date	Availability	Type	Cost	Region	Travel %	Status	Actions
Harmen Porter	UI/UX Designer	wajupzed@bow.io	08-16-2020	10-04-2020	8 hrs	1099	\$2,500	Burundi	25%	Active	[Edit] [Archive]
Diana Campos	Delivery Lead					W2 Hourly	\$250	Argentina	75%	Inactive	[Edit] [Archive]
Gypsy Hardinge	Java Developer					W2 Salary	\$3,000	Norway	20%	Active	[Edit] [Archive]
Alicia Stanger	Quality Assurance					W2 Hourly	\$350	Qatar	10%	Active	[Edit] [Archive]





OGantry 

-  Project Staffing & Estimating 
-  Utilization Management 
-  Financial Forecasting 
-  Tracking Actuals 
-  Security & Domains 
-  **Administration** 
- Manage Employee
- Manage Client Group
- Manage Expense Type
- Manage Work Exception Type
- Manage Work Exceptions
- Manage Employee Type
- Manage Employee Role
- Manage Role
- Manage Benchmarks








Employee

Add, update or archive your employee [Add New](#)

Name	Role Position	Email	Start Date	End Date	Availability	Type	Cost	Region	Travel %	Status	Actions
<input type="text" value="Name"/>	<input type="text" value="Select"/>	<input type="text"/>	<input type="text"/>	<input type="text"/>	<input type="text" value="Daily Hrs"/>	<input type="text" value="Select"/>	<input type="text" value="\$000"/>	<input type="text" value="Select"/>	<input type="text" value="00%"/>	<input type="text" value="Status"/>	 
Harmen Porter	UI/UX Designer	wajupzed@bow.io	08-16-2020	10-04-2020	8 hrs	1099	\$2,500	Burundi			
Diana Campos	Delivery Lead	wajupzed@bow.io	10-06-2020	02-03-2020	2 hrs	W2 Hourly	\$250	Argentin			
Gypsy Hardinge	Java Developer	wajupzed@bow.io	08-22-2020	03-31-2020	8 hrs	W2 Salary	\$3,000	Norway			
Alicia Stanger	Quality Assurance	wajupzed@bow.io	02-19-2020	03-05-2020	6 hrs	W2 Hourly	\$350	Qatar	10%	Active	 

- Mobile App Group
- New York's Group
- Georgia's Group
- Web App Group



1
2
3
4
5
6
...



5  Displaying 1 - 10 of 100 records



OGantry

- Project Staffing & Estimating
- Utilization Management
- Financial Forecasting
- Tracking Actuals
- Security & Domains**
- Manage User
- Create User
- Setup Domain (Tenant)
- Payment Account
- Administration

Setup Domain Cancel Save

Setup your doamin

Setup Domain

We will sand an email to validate your email address

2020 © OGantry



OGantry ☰

- Project Staffing & Estimating
- Utilization Management
- Financial Forecasting
- Tracking Actuals
- Security & Domains**
 - Manage User
 - Create User
 - Setup Domain (Tenant)
 - Payment Account
- Administration

User Management

Add, update or archive user Add New

Name	Email address	Status	Actions
Beth Murphy	beth@gmail.com	Active	
Rita Leite	rita@gmail.com	Inactive	
Eva Lee	eva@gmail.com	Active	
Ren Xue	ren@gmail.com	Inactive	
Erin Green	erin@gmail.com	Active	

Navigation: < < 1 2 3 4 5 6 ... > >> | 5 | Displaying 1 - 10 of 100 records

OGantry ☰

- Project Staffing & Estimating
- Utilization Management
- Financial Forecasting
- Tracking Actuals
- Security & Domains**
 - Manage User
 - Create User**
 - Setup Domain (Tenant)
 - Payment Account
- Administration

Create User Cancel Create

Add, update or archive user

Change Profile Photo
Allowed file types: png, jpg, jpeg.

User Information
Add or Update your user information

Email address

Company Name

Set Status Active Inactive

Select Domain

Role (Software User)

Contact details
Change or update contact details

Work Phone Number

Mobile Number

Address details
Change or update address details

Address

Country **State** **City**

Update Password
Change or update your password

New Password **Confirm New Password**

2020 © OGantry

OGantry

Plans and Pricing
 Pricing is based on a contract up to enterprise

Choose Your Plan	Basic	Studio	Enterprise
Cost	25/Employee	65/Employee	95/Employee
Number of active employees	100	200	Unlimited
Project Staffing & Estimating			
Estimate a Project	✓	✓	✓
Start a Project	✓	✓	✓
Reverse Project Phases	✓	✓	✓
Utilization Management			
Batch Report	✓	✓	✓
Open Position Report	✓	✓	✓
Dynamic Utilization Planning	✗	✓	✓
Utilization Variance Reporting (Last 90 days)	✗	✓	✓
Approval Workflows	✗	✗	✓
Financial Forecasting (Cost and Revenue)			
Real-time Project Revenue and Expense Forecast	✓	✓	✓
Roll-up Forecasted Company Level P&L	✓	✓	✓
P&L Forecast Breakdown (Client, Client Group)	✗	✗	✓
Historical P&L Tracking (Forecast to Actual)	✗	✗	✓
Real-time / Historical Employee Revenue and Expense Forecast	✗	✗	✓
Variance Tracking Breakdown	✗	✗	✓
Tracking Actuals (Time and Expense)			
Submit Timesheet	✓	✓	✓
Reverse Timesheets			
On Expenses (Expensify Integration)	✗	✓	✓
Report on Actuals			
Other Features			
Client Grouping (Create both static and real time groups of clients based on associated Plans)	✗	✓	✓
WMSA Analysis	✗	✗	✓
Audit / Archiving	✗	✗	✓
Security and Domains			
Security (Google, Facebook, etc)	✓	✓	✓
Security SSO	✗	✗	✓
Add an Account for your company/Custom Domain	✗	✗	✓
API & Integrations			
API Access	✗	✓	✓
3rd party Time tracking integration	✗	\$5	✓
3rd party Expense integration	✗	\$5	✓
3rd party Expense	✗	✗	\$55
Custom Integrations	✗	✗	\$55

2024 © Ogantry

OGantry ☰

Project Staffing & Estimating ▾

Utilization Management ▸

- Manage Utilization
- Bench Report
- Open Position Report
- Variance Report

Financial Forecasting ▾

Tracking Actuals ▾

Security & Domains ▾

Administration ▾

Manage Utilization
Add update utilization

AVAILABLE PEOPLE

Usha Oliver UI/UX Designer	Hironaka Hiroe UI/UX Designer	Sammy Lawson Logo Designer	Wulf Kindler Fullstack Developer	Masood El Toure Animator
Sadou Mokaté UI/UX Designer	Fatima Delgadillo Frontend Developer	Linzell Bowman Fullstack Developer	Ivan Magalhães UI Developer	Jioke Ugoorji Logo Designer
Arkell Charles Fullstack Developer	Mar Rueda Fullstack Developer	Aryn Jacobsen Frontend Developer	Andries Grootoank Frontend Developer	Irene Sateio UI Developer

MONTHLY Monthly ▾

Projects	Jan 20	Feb 20	Mar 20	Apr 20	May 20	Jun 20	Jul 20	Aug 20	Sep 20	Oct 20	Nov 20	Dec 20	Jan 21	Feb 21
Dev Mobile App	Jacqueline Asong UI/UX Designer													
	Babilia Ekwélé UI/UX Designer													
Dev Web Application	Flutter Developer 1													
	Flutter Developer 2													
Dev Logo Design	Fullstack Developer 1													
	Fullstack Developer 2													
Dev Website	Logo Designer													
	UI/UX Designer													
	UI Developer													
	Frontend Developer													

2020 © OGantry

OGantry ☰

- Project Staffing & Estimating ▾
- Utilization Management ▾
 - Manage Utilization
 - Bench Report
 - Open Position Report
 - Variance Report
- Financial Forecasting ▾
- Tracking Actuals ▾
- Security & Domains ▾
- Administration ▾

Manage Utilization

Add update utilization

AVAILABLE PEOPLE										
Employee Name	Employee Type	Oct 20	Nov 20	Dec 20	Jan 21	Feb 21	Mar 21	Apr 21	May 21	J
Daisy Murphy	W2	43%	97%	97%	97%	97%	43%	97%	97%	
Erika Mateo	W2	76%	76%	66%	76%	50%	76%	50%	66%	
Teng Hu	1099	43%	43%	87%	43%	43%	43%	43%	87%	
Pedro Amarim	Corp to Corp	98%	98%	42%	98%	98%	98%	98%	42%	
Tua Manuera	1099	76%	76%	63%	76%	76%	76%	76%	63%	

MONTHLY

Projects	Jan 20	Feb 20	Mar 20	Apr 20	May 20	Jun 20	Jul 20	Aug 20	Sep 20	Oct 20	Nov 20	Dec 20	Jan 21	Feb 21
Dev Mobile App	Jacqueline Asong UI/UX Designer													
	Babila Ekwélé UI/UX Designer													
Dev Web Application	Flutter Developer 1													
	Flutter Developer 2													
Dev Logo Design	Fullstack Developer 1													
	Fullstack Developer 2													
Dev Website	Logo Designer													
	UI/UX Designer													
	UI Developer													
	Frontend Developer													

2020 © OGantry

InVision / Prototyping, Collaboration & Workflow for Designers.

Exported on 12/29/2024 at 6:29pm 77 of 296

Manage Utilization
Add update utilization

Employee Name	Employee Type	Oct 20	Nov 20	Dec 20	Jan 21
Daisy Murphy	W2	43%	97%	97%	97%
Erika Mateo	W2	76%	76%	66%	76%
Teng Hu	1099	43%	43%	87%	43%
Pedro Amorim	Corp to Corp	98%	98%	42%	98%
Tua Manuera	1099	76%	76%	63%	76%

AVAILABLE PEOPLE

MONTHLY

Projects	Jan 20	Feb 20	Mar 20	Apr 20	May 20	Jun 20	Jul 20	Aug 20
Dev Mobile App	Jacqueline Asong UI/UX Designer							
	Babila Ebwélé UI/UX Designer							
	Flutter Developer 1							
	Flutter Developer 2							

Apply Filter



Employee Group

Select

Employee Type

Select

Location

Select

Employee Role

Select

Start Date - End Date

09/28/2020 09/28/2020

Reset

Apply

Manage Utilization
Add update utilization

AVAILABLE PEOPLE

Employee Name	Employee Type	Oct 20	Nov 20	Dec 20	Jan 21
Daisy Murphy	W2	43%	97%	97%	97%
Erika Mateo	W2	76%	76%	66%	76%
Teng Hu	1099	43%	43%	87%	43%
Pedro Amorim	Corp to Corp	98%	98%	42%	98%
Tua Manuera	1099	76%	76%	63%	76%

MONTHLY

Projects: Jan 20, Feb 20, Mar 20, Apr 20, May 20, Jun 20, Jul 20, Aug 20

Dev Mobile App

- Jacqueline Asong UI/UX Designer
- Babila Ebwélé UI/UX Designer
- Flutter Developer 1
- Flutter Developer 2

Apply Filter



Client Group

Select

Project Group

Select

Project

Select

Position

Select

Start Date - End Date

09/28/2020 09/28/2020

Reset

Apply



OGantry ☰

- Project Staffing & Estimating ▼
- Utilization Management** ▲
 - Manage Utilization
 - Bench Report
 - Open Position Report
 - Variance Report
- Financial Forecasting ▼
- Tracking Actuals ▼
- Security & Domains ▼
- Administration ▼

Manage Utilization

Add update utilization

AVAILABLE PEOPLE ⌵

Employee Name	Employee Type	Oct 20	Nov 20	Dec 20	Jan 21	Feb 21	Mar 21	Apr 21	May 21	J
Daisy Murphy	W2	43%	97%	97%	97%	97%	43%	97%	97%	
Erika Mateo	W2	76%	76%	66%	76%	50%	76%	50%	66%	
Teng Hu	1099	43%	43%	87%	43%	43%	43%	43%	87%	
Pedro Amorim	Corp to Corp	98%	98%	42%	98%	98%	98%	98%	42%	
Tua Manuera	1099	76%	76%	63%	76%	76%	76%	76%	63%	

MONTHLY Monthly ⌵ ⌵

Projects	Jan 20	Feb 20	Mar 20	Apr 20	May 20	Jun 20	Jul 20	Aug 20	Sep 20	Oct 20	Nov 20	Feb 21
Dev Mobile App	<div> Jacqueline Asong UI/UX Designer </div>											
	<div> Babila Ebwélé UI/UX Designer </div>											
	Flutter Developer 1											
	Flutter Developer 2											

The screenshot displays the 'Manage Utilization' section of the OGantry application. On the left is a dark purple sidebar with navigation options: Project Staffing & Estimating, Utilization Management (expanded), Manage Utilization, Bench Report, Open Position Report, Variance Report, Financial Forecasting, Tracking Actuals, Security & Domains, and Administration. The main content area is titled 'Manage Utilization' and includes a sub-section 'AVAILABLE PEOPLE' listing ten team members with their roles. Below this is a 'MONTHLY' resource allocation chart showing task assignments for various team members across months from Jan 20 to Feb 21.

Manage Utilization

Add update utilization

AVAILABLE PEOPLE

Usha Oliver UI/UX Designer	Hironaka Hiroe UI/UX Designer	Sammy Lawson Logo Designer	Wulf Kindler Fullstack Developer	Masood El Toure Animator
Sadou Mokaté UI/UX Designer	Fatima Delgadillo Frontend Developer	Linzell Bowman Fullstack Developer	Ivan Magalhães UI Developer	Jioke Ugoorji Logo Designer
Arkell Charles Fullstack Developer	Mar Rueda Fullstack Developer	Aryn Jacobsen Frontend Developer	Andries Grootoank Frontend Developer	Irene Sotelo UI Developer

MONTHLY

Peoples	Jan 20	Feb 20	Mar 20	Apr 20	May 20	Jun 20	Jul 20	Aug 20	Sep 20	Oct 20	Nov 20	Dec 20	Jan 21	Feb 21
Usha Oliver UI/UX Designer	Dev Mobile App													
Hironaka Hiroe UI/UX Designer		Dev Web Application							E-Commerce Website					
Xian Zhou Software Developer	Dev Web Application - Api & Database Design													
Mar Rueda Fullstack Developer	E-Commerce Website - Dynamic													
Jioke Ugoorji Fullstack Developer	Logo Designer													
Ivan Cornejo Delivery Lead	Dev Mobile App													
Ivan Cornejo Delivery Lead	E-Commerce Website													
Wulf Kindler Fullstack Developer														
Irene Sotelo UI Developer														

2020 © OGantry



OGantry ☰

- Project Staffing & Estimating ▾
- Utilization Management** ▲
 - Manage Utilization
 - Bench Report**
 - Open Position Report
 - Variance Report
- Financial Forecasting ▾
- Tracking Actuals ▾
- Security & Domains ▾
- Administration ▾

Bench Report

View bench report

Export Report ▾

Employee Name ⌵	Consultant Type ⌵	Oct 20 ⌵	Nov 20 ⌵	Dec 20 ⌵	Jan 21 ⌵	Feb 21 ⌵	Mar 21 ⌵	Apr 21 ⌵	May 21 ⌵	Jun 21 ⌵
Daisy Murphy ⓘ	W2	43%	97%	97%	97%	97%	43%	97%	97%	97%
Erika Mateo ⓘ	W2	76%	76%	66%	76%	50%	76%	50%	66%	66%
Teng Hu ⓘ	1099	43%	43%	87%	43%	43%	43%	43%	87%	87%
Pedro Amorim ⓘ	Corp to Corp	98%	98%	42%	98%	98%	98%	98%	42%	42%
Tua Manuera ⓘ	1099	76%	76%	63%	76%	76%	76%	76%	63%	63%



OGantry

- Project Staffing & Estimating
- Utilization Management**
- Manage Utilization
- Bench Report**
- Open Position Report
- Variance Report
- Financial Forecasting
- Tracking Actuals
- Security & Domains
- Administration

Bench Report

View bench report

Export Report

- CSV
- PDF
- Excel

Employee Name	Consultant Type	Oct 20	Nov 20	Dec 20	Jan 21	Feb 21	Mar 21	Apr 21	May 21	Jun 21
Daisy Murphy	W2	43%	97%	97%	97%	97%	43%	97%	97%	97%
Erika Mateo	W2	76%	76%	66%	76%	50%	76%	50%	66%	66%
Teng Hu	1099	43%	43%	87%	43%	43%	43%	43%	87%	87%
Pedro Amorim	Corp to Corp	98%	98%	42%	98%	98%	98%	98%	42%	42%
Tua Manuera	1099	76%	76%	63%	76%	76%	76%	76%	63%	63%

2020 © OGantry

OGantry ☰

- Project Staffing & Estimating ▼
- Utilization Management** ▲
 - Manage Utilization
 - Bench Report**
 - Open Position Report
 - Variance Report
- Financial Forecasting ▼
- Tracking Actuals ▼
- Security & Domains ▼
- Administration ▼

Bench Report

View bench report

Employee Name ⌵	Consultant Type ⌵	Oct 20 ⌵	Nov 20 ⌵	Dec 20 ⌵	Jan 21 ⌵	Feb 21
Daisy Murphy ⓘ	W2	43%	97%	97%	97%	97%
Erika Mateo ⓘ	W2	76%	76%	66%	76%	50%
Teng Hu ⓘ	1099	43%	43%	87%	43%	43%
Pedro Amorim ⓘ	Corp to Corp	98%	98%	42%	98%	98%
Tua Manuera ⓘ	1099	76%	76%	63%	76%	76%

2020 © OGantry

Apply Filter ✕

Employee Group

Select ▼

Consultant Type

Select ▼

Location

Select ▼

Employee Role

Select ▼

Start Date – End Date

09/28/2020 09/28/2020 📅

Reset

Apply



OGantry ☰

- Project Staffing & Estimating ▼
- Utilization Management** ▲
 - Manage Utilization
 - Bench Report**
 - Open Position Report
 - Variance Report
- Financial Forecasting ▼
- Tracking Actuals ▼
- Security & Domains ▼
- Administration ▼

Bench Report

View bench report

[Export Report](#) ▼ 🔍

Employee Name	Consultant Type	Oct 20	Nov 20	Dec 20	Jan 21	Feb 21	Mar 21	Apr 21	May 21	Jun 21
Daisy Murphy 👤	<div style="border: 1px solid #ccc; padding: 5px; font-size: 0.8em;"><p>CONTACT INFO (962) 487-3563 rag@si.edu</p></div>	43%	97%	97%	97%	97%	43%	97%	97%	97%
Erika Mateo 👤	<div style="border: 1px solid #ccc; padding: 5px; font-size: 0.8em;"><p>EMPLOYEE ROLE Quality Analyst</p></div>	76%	76%	66%	76%	50%	76%	50%	66%	66%
Teng Hu 👤	<div style="border: 1px solid #ccc; padding: 5px; font-size: 0.8em;"><p>EMPLOYEE TYPE Corp to Corp</p></div>	43%	43%	87%	43%	43%	43%	43%	87%	87%
Pedro Amorim 👤	Corp to Corp	98%	98%	42%	98%	98%	98%	98%	42%	42%
Tua Manuera 👤	1099	76%	76%	63%	76%	76%	76%	76%	63%	63%



OGantry ☰

- Project Staffing & Estimating ▾
- Utilization Management** ▲
 - Manage Utilization
 - Bench Report
 - Open Position Report
 - Variance Report
- Financial Forecasting ▾
- Tracking Actuals ▾
- Security & Domains ▾
- Administration ▾

Variance Report

View variancec report

Export Report ▾



Employee Name ▾	Employee Type ▾	Oct 20 ▾	Nov 20 ▾	Dec 20 ▾	Jan 21 ▾	Feb 21 ▾	Mar 21 ▾	Apr 21 ▾	May 21 ▾	Jun 21 ▾
Daisy Murphy ⓘ	W2	\$5000	\$5000	\$5000	\$6000		\$5000	\$5000		\$5000
Erika Mateo ⓘ	W2		\$5000	\$5000	\$5000		\$5000	\$5000	\$5000	
Teng Hu ⓘ	1099	\$6000	\$6000			\$18000		\$18000	\$18000	\$18000
Pedro Amorim ⓘ	Corp to Corp	\$5000		\$5000		\$5000	\$5000			\$5000
Tua Manuera ⓘ	1099	\$5000	\$5000	\$5000	\$5000	\$5000	\$5000		\$5000	\$5000



OGantry ☰

- Project Staffing & Estimating ▾
- Utilization Management** ▲
 - Manage Utilization
 - Bench Report
 - Open Position Report
 - Variance Report
- Financial Forecasting ▾
- Tracking Actuals ▾
- Security & Domains ▾
- Administration ▾

Variance Report

View varianceec report

Export Report ▾

- CSV
- PDF
- Excel

Employee Name	Employee Type	Oct 20	Nov 20	Dec 20	Jan 21	Feb 21	Mar 21	Apr	May	Jun 21
Daisy Murphy ⓘ	W2	\$5000	\$5000	\$5000	\$6000		\$5000	\$5000		\$5000
Erika Mateo ⓘ	W2		\$5000	\$5000	\$5000		\$5000	\$5000	\$5000	
Teng Hu ⓘ	1099	\$6000	\$6000			\$18000		\$18000	\$18000	\$18000
Pedro Amorim ⓘ	Corp to Corp	\$5000		\$5000		\$5000	\$5000			\$5000
Tua Manuera ⓘ	1099	\$5000	\$5000	\$5000	\$5000	\$5000	\$5000		\$5000	\$5000

OGantry ☰

- Project Staffing & Estimating ▼
- Utilization Management** ▲
 - Manage Utilization
 - Bench Report
 - Open Position Report
 - Variance Report
- Financial Forecasting ▼
- Tracking Actuals ▼
- Security & Domains ▼
- Administration ▼

Variance Report

View varianceec report

Employee Name	Employee Type	Oct 20	Nov 20	Dec 20	Jan 21	Feb 21
Daisy Murphy ⓘ	W2	\$5000	\$5000	\$5000	\$6000	
Erika Mateo ⓘ	W2		\$5000	\$5000	\$5000	
Teng Hu ⓘ	1099	\$6000	\$6000			\$1800
Pedro Amorim ⓘ	Corp to Corp	\$5000		\$5000		\$5000
Tua Manuera ⓘ	1099	\$5000	\$5000	\$5000	\$5000	\$5000

2020 © OGantry

Apply Filter ✕

Employee Group

Select ▼

Client Group

Select ▼

Project Group

Select ▼

Client

Select ▼

Project

Select ▼

Start Date - End Date

09/28/2020 09/28/2020 📅

Reset

Apply



OGantry ☰

- Project Staffing & Estimating ▾
- Utilization Management** ▲
 - Manage Utilization
 - Bench Report
 - Open Position Report
 - Variance Report
- Financial Forecasting ▾
- Tracking Actuals ▾
- Security & Domains ▾
- Administration ▾

Variance Report

View varianceec report

Export Report ▾

Employee Name	Employee Type	Oct 20	Nov 20	Dec 20	Jan 21	Feb 21	Mar 21	Apr 21	May 21	Jun 21
Daisy Murphy ⓘ	CONTACT INFO (962) 487-3563 rag@si.edu	\$5000	\$5000	\$5000	\$5000	\$5000	\$5000	\$5000	\$5000	\$5000
Erika Mateo ⓘ		\$5000	\$5000	\$5000	\$5000	\$5000	\$5000	\$5000	\$5000	\$5000
Teng Hu ⓘ	EMPLOYEE ROLE Quality Analyst	\$6000	\$6000	\$6000	\$6000	\$18000	\$18000	\$18000	\$18000	\$18000
Pedro Amorim ⓘ	EMPLOYEE TYPE Corp to Corp	\$5000	\$5000	\$5000	\$5000	\$5000	\$5000	\$5000	\$5000	\$5000
Tua Manuera ⓘ	Corp to Corp	\$5000	\$5000	\$5000	\$5000	\$5000	\$5000	\$5000	\$5000	\$5000
	1099	\$5000	\$5000	\$5000	\$5000	\$5000	\$5000	\$5000	\$5000	\$5000



OGantry ☰

- Project Staffing & Estimating ▼
- Utilization Management** ▲
 - Manage Utilization
 - Bench Report
 - Open Position Report
 - Variance Report
- Financial Forecasting ▼
- Tracking Actuals ▼
- Security & Domains ▼
- Administration ▼

Open Position Report

View open position report

Export Report ▼



Project Name ⌵	Position ⌵	Start Date ⌵	End Date ⌵	Oct 20 ⌵	Nov 20 ⌵	Dec 20 ⌵	Jan 21 ⌵	Feb 21 ⌵	Mar 21 ⌵	Apr ⌵
Project 1 📌	Lead	11/1/2020	7/31/2021	\$2,400	\$2,400	\$2,400	\$2,400	\$2,400	\$2,400	\$2,400
Project 1 📌	Developer 1	11/1/2020	5/1/2021							
Project 2 📌	Developer 1	2/1/2020	10/31/2021			\$2,400	\$2,400	\$2,400		
Project 3 📌	Developer 2	2/1/2020	12/12/2021			\$2,400	\$2,400	\$2,400	\$2,400	\$2,400
Project 4 📌	UI/UX Designer 1	12/1/2020	12/1/2021			\$2,400	\$2,400	\$2,400	\$2,400	



OGantry

- Project Staffing & Estimating
- Utilization Management**
- Manage Utilization
- Bench Report
- Open Position Report
- Variance Report
- Financial Forecasting
- Tracking Actuals
- Security & Domains
- Administration

Open Position Report

View open position report

Export Report

- CSV
- PDF
- Excel

Project Name	Position	Start Date	End Date	Oct 20	Nov 20	Dec 20	Jan 21	Apr		
Project 1	Lead	11/1/2020	7/31/2021	\$2,400	\$2,400	\$2,400	\$2,400	\$2,400	\$2,400	\$2,400
Project 1	Developer 1	11/1/2020	5/1/2021							
Project 2	Developer 1	2/1/2020	10/31/2021			\$2,400	\$2,400	\$2,400		
Project 3	Developer 2	2/1/2020	12/12/2021			\$2,400	\$2,400	\$2,400	\$2,400	\$2,400
Project 4	UI/UX Designer 1	12/1/2020	12/1/2021			\$2,400	\$2,400	\$2,400	\$2,400	

OGantry

- Project Staffing & Estimating
- Utilization Management**
 - Manage Utilization
 - Bench Report
 - Open Position Report
 - Variance Report
- Financial Forecasting
- Tracking Actuals
- Security & Domains
- Administration

Open Position Report

View open position report

Project Name	Position	Start Date	End Date	Oct 20	Nov 20
Project 1	Lead	11/1/2020	7/31/2021	\$2,400	\$2,400
Project 1	Developer 1	11/1/2020	5/1/2021		
Project 2	Developer 1	2/1/2020	10/31/2021		
Project 3	Developer 2	2/1/2020	12/12/2021		
Project 4	UI/UX Designer 1	12/1/2020	12/1/2021		

2020 © OGantry

Apply Filter

×

Client Group

Select

Project Group

Select

Project

Select

Position

Select

Start Date - End Date

09/28/2020

09/28/2020

Reset

Apply



OGantry

- Project Staffing & Estimating
- Utilization Management**

 - Manage Utilization
 - Bench Report
 - Open Position Report
 - Variance Report

- Financial Forecasting
- Tracking Actuals
- Security & Domains
- Administration

Open Position Report

View open position report

[Export Report](#)

Project Name	Position	Start Date	End Date	Oct 20	Nov 20	Dec 20	Jan 21	Feb 21	Mar 21	Apr
Project 1	Lead	11/1/2020	7/31/2021	\$2,400	\$2,400	\$2,400	\$2,400	\$2,400	\$2,400	\$2,400
Project 1	Trifox Solutions help@trifox.com	11/1/2020	5/1/2021							
Project 2	Developer 1	2/1/2020	10/31/2021			\$2,400	\$2,400	\$2,400		
Project 3	Developer 2	2/1/2020	12/12/2021			\$2,400	\$2,400	\$2,400	\$2,400	\$2,400
Project 4	UI/UX Designer 1	12/1/2020	12/1/2021			\$2,400	\$2,400	\$2,400	\$2,400	

2020 © OGantry



OGantry ☰

- Project Staffing & Estimating ▾
- Utilization Management ▾
- Financial Forecasting** ▲
 - Project Revenue & Expense**
 - Employee Revenue & Expense
 - P&L Comparison
 - Manage P&L
- Tracking Actuals ▾
- Security & Domains ▾
- Administration ▾

Project Revenue & Expense

Add update project revenue & expense

	January	February	March	April	May	June	July	August	Total
▶ Revenue	\$7,000	\$7,000	\$7,000	\$7,000	\$7,000	\$7,000	\$7,000	\$7,000	\$83,900.00
Fixed Revenue	\$0	\$0	\$0	\$0	\$0	\$0	\$0	\$0	\$0
▶ T&M Revenue	\$7,000	\$7,000	\$7,000	\$7,000	\$7,000	\$7,000	\$7,000	\$7,000	\$83,900.88
▶ Expense	\$300	\$300	\$300	\$300	\$300	\$300	\$300	\$300	\$3,600.00
Project Expense	\$0	\$0	\$0	\$0	\$0	\$0	\$0	\$0	\$0
▶ People Expense	\$300	\$300	\$300	\$300	\$300	\$300	\$300	\$300	\$3,600.00
Gross Profit	\$6,700	\$6,700	\$6,700	\$6,700	\$6,700	\$6,700	\$6,700	\$6,700	\$80,300
Gross Margin	95.71%	95.65%	95.71%	95.71%	99.21%	92.71%	95.71%	95.71%	95.71%

2020 © OGantry

OGantry ☰

- 📍 Project Staffing & Estimating ▾
- ⚙️ Utilization Management ▾
- 📊 Financial Forecasting ▾
- Project Revenue & Expense
- Employee Revenue & Expense
- P&L Comparison
- Manage P&L
- 📅 Tracking Actuals ▾
- 🛡️ Security & Domains ▾
- 🏠 Administration ▾

Project Revenue & Expense

Add update project revenue & expense

🔍

	January	February	March	April	May	June	July	August	Total
▶ Revenue	\$7,000	\$7,000	\$7,000	\$7,000	\$7,000	\$7,000	\$7,000	\$7,000	\$83,900.00
Fixed Revenue	\$0	\$0	\$0	\$0	\$0	\$0	\$0	\$0	\$0
▼ T&M Revenue	\$7,000	\$7,000	\$7,000	\$7,000	\$7,000	\$7,000	\$7,000	\$7,000	\$83,900.88
Position 1 Mohsen Salehi	\$3,500	\$3,500	\$3,500	\$3,500	\$3,500	\$3,500	\$3,500	\$3,500	\$23,900.88
Position 2 Rey Mibourne	\$3,500	\$3,500	\$3,500	\$3,500	\$3,500	\$3,500	\$3,500	\$3,500	\$60,900.88
▶ Expense	\$300	\$300	\$300	\$300	\$300	\$300	\$300	\$300	\$3,600.00
Project Expense	\$0	\$0	\$0	\$0	\$0	\$0	\$0	\$0	\$0
▼ People Expense	\$300	\$300	\$300	\$300	\$300	\$300	\$300	\$300	\$3,600.00
Position 1 Mohsen Salehi	\$3,500	\$3,500	\$3,500	\$3,500	\$3,500	\$3,500	\$3,500	\$3,500	\$23,900.88
Position 2 Rey Mibourne	\$3,500	\$3,500	\$3,500	\$3,500	\$3,500	\$3,500	\$3,500	\$3,500	\$60,900.88
Gross Profit	\$6,700	\$6,700	\$6,700	\$6,700	\$6,700	\$6,700	\$6,700	\$6,700	\$80,300
Gross Margin	95.71%	95.65%	95.71%	95.71%	99.21%	92.71%	95.71%	95.71%	95.71%

2020 © OGantry

OGantry ☰

- 🔗 Project Staffing & Estimating ▼
- ⚙️ Utilization Management ▼
- 📈 Financial Forecasting ▲
- Project Revenue & Expense
- Employee Revenue & Expense
- P&L Comparison
- Manage P&L
- 🕒 Tracking Actuals ▼
- 🛡️ Security & Domains ▼
- 🔑 Administration ▼

Project Revenue & Expense

Add update project revenue & expense

	January	February	March	April	Ma
▶ Revenue	\$7,000	\$7,000	\$7,000	\$7,000	\$7,000
Fixed Revenue	\$0	\$0	\$0	\$0	\$0
▼ T&M Revenue	\$7,000	\$7,000	\$7,000	\$7,000	\$7,000
Position 1 Mohsen Salehi	\$3,500	\$3,500	\$3,500	\$3,500	\$3,500
Position 2 Rey Mibourne	\$3,500	\$3,500	\$3,500	\$3,500	\$3,500
▶ Expense	\$300	\$300	\$300	\$300	\$300
Project Expense	\$0	\$0	\$0	\$0	\$0
▼ People Expense	\$300	\$300	\$300	\$300	\$300
Position 1 Mohsen Salehi	\$3,500	\$3,500	\$3,500	\$3,500	\$3,500
Position 2 Rey Mibourne	\$3,500	\$3,500	\$3,500	\$3,500	\$3,500

Apply Filter ✕

Project

Select ▼

Date Range

09/28/2020 09/28/2020 📅

Current Data Historical Data

10/21/2020 📅

Reset
Apply



OGantry

- Project Staffing & Estimating
- Utilization Management
- Financial Forecasting**
- Project Revenue & Expense
- Employee Revenue & Expense**
- P&L Comparison
- Manage P&L
- Tracking Actuals
- Security & Domains
- Administration

Employee Revenue & Expense

View employee revenue & expense

	Position	Employee	January	February	March	April	May	June	July	August	Total
Revenue			\$7,000	\$7,000	\$7,000	\$7,000	\$7,000	\$7,000	\$7,000	\$7,000	\$83,900.00
Expense (Cost of Employee)			\$300	\$300	\$300	\$300	\$300	\$300	\$300	\$300	\$3,600.00
Gross Profit			\$6,700	\$6,700	\$6,700	\$6,700	\$6,700	\$6,700	\$6,700	\$6,700	\$80,300
Gross Margin			95.71%	95.65%	95.71%	95.71%	99.21%	92.71%	95.71%	95.71%	95.71%

2020 © OGantry



OGantry ☰

- Project Staffing & Estimating ▼
- Utilization Management ▼
- Financial Forecasting** ▲
 - Project Revenue & Expense
 - Employee Revenue & Expense**
 - P&L Comparison
 - Manage P&L
- Tracking Actuals ▼
- Security & Domains ▼
- Administration ▼

Employee Revenue & Expense

View employee revenue & expense 🔍

	Position	Employee	January	February	March	April	May	June	July	August	Total
▼ Revenue			\$7,000	\$7,000	\$7,000	\$7,000	\$7,000	\$7,000	\$7,000	\$7,000	\$83,900.00
Project 1	Position 1	Mohsen	\$3,500	\$3,500	\$3,500	\$3,500	\$3,500	\$3,500	\$3,500	\$3,500	\$23,900.88
Project 2	Position 2	Rey	\$3,500	\$3,500	\$3,500	\$3,500	\$3,500	\$3,500	\$3,500	\$3,500	\$60,900.88
▼ Expense (Cost of Employee)			\$300	\$300	\$300	\$300	\$300	\$300	\$300	\$300	\$3,600.00
Project 1	Position 1	Mohsen	\$3,500	\$3,500	\$3,500	\$3,500	\$3,500	\$3,500	\$3,500	\$3,500	\$23,900.88
Project 2	Position 2	Rey	\$3,500	\$3,500	\$3,500	\$3,500	\$3,500	\$3,500	\$3,500	\$3,500	\$60,900.88
Gross Profit			\$6,700	\$6,700	\$6,700	\$6,700	\$6,700	\$6,700	\$6,700	\$6,700	\$80,300
Gross Margin			95.71%	95.65%	95.71%	95.71%	99.21%	92.71%	95.71%	95.71%	95.71%



OGantry ☰

- Project Staffing & Estimating ▼
- Utilization Management ▼
- Financial Forecasting** ▲
 - Project Revenue & Expense
 - Employee Revenue & Expense
 - P&L Comparison**
 - Manage P&L
- Tracking Actuals ▼
- Security & Domains ▼
- Administration ▼

P&L Comparison

View P&L comparison 🔍

Applied Filters: Historical Data : 10/21/2020, 14:00 By Quarter: Q4 Date Range: 04/23/2020 - 10/23/2020 Client Group: Web App Project Group: Web App ✕

	January	February	March	April	May	June	July	August	Total
▶ Revenue	\$2,480	\$2,310	\$2,120	\$5,120	\$2,420	\$2,730	\$2,773	\$2,270	\$3,030.00
Cost of Goods Sold (COGS)	\$600	\$600	\$600	\$600	\$600	\$600	\$600	\$600	\$1,799.88
▶ Project Costs	\$480	\$310	\$120	\$420	\$134	\$730	\$773	\$270	\$2,330.99
Overhead Cost	\$480	\$310	\$120	\$420	\$134	\$730	\$773	\$270	\$300.00
▶ Bench Cost	\$480	\$310	\$120	\$420	\$134	\$730	\$773	\$270	\$300.00
Net Profit	\$480	\$400	\$420	\$280	\$480	\$480	\$480	\$480	\$1230.12
Net Margin	40.00%	41.60%	42.60%	40.60%	42.60%	42.30%	42.60%	40.60%	40.60%

2020 © OGantry

OGantry ☰

- 📍 Project Staffing & Estimating ▾
- ⚙️ Utilization Management ▾
- 📊 Financial Forecasting ▴
- Project Revenue & Expense
- Employee Revenue & Expense
- P&L Comparison
- Manage P&L
- 🕒 Tracking Actuals ▾
- 🛡️ Security & Domains ▾
- 🔑 Administration ▾

Manage P&L

View or Filter the P&L 🔍

Applied Filters: Historical Data : 10/21/2020, 14:00 By Quarter: Q4 Date Range: 04/23/2020 - 10/23/2020 Client Group: Web App Project Group: Web App ✕

	FEB 2022	MAR 2022	APR 2022	Total
▼ Revenue	\$119,200	\$122,080	\$20,160	\$261,440
▶ Test Project	\$19,200	\$22,080	\$20,160	\$61,440
▶ Bread and butter app	\$100,000	<div style="background-color: #2c3e50; color: white; padding: 2px; font-size: 8px;">Note: Added this data for some reason, explained here.</div>	\$0	\$200,000
Revenue Adjustment	<u>\$100,000</u>	<u>\$100,000</u>	<u>\$0</u>	\$200,000
▼ Cost of Goods Sold (COGS)	\$119,200	\$122,080	\$20,160	\$261,440
▶ Bench	\$19,200	\$22,080	\$20,160	\$61,440
▶ Projects	\$100,000	\$100,000	\$0	\$200,000
COGS Adjustment	<u>\$100,000</u>	<u>\$100,000</u>	<u>\$0</u>	\$200,000
▶ Gross Profit	\$7,200	\$6,080	\$-76,440	\$-63,160
▶ Gross Margin	6%	5%	-379%	-24%
SG&A	<u>\$100,000</u>	<u>\$100,000</u>	<u>\$0</u>	\$200,000
Net Profit	\$119,200	\$122,080	\$20,160	\$261,440
Net Margin	40%	40%	40%	40%

OGantry

- Project Staffing & Estimating
- Utilization Management
- Financial Forecasting
- Employee Revenue & Expense
- P&L Comparison
- Manage P&L
- Tracking Actuals
- Security & Domains
- Administration

Manage P&L

View or filter the P&L

Applied Filters: Historical Data: 10/21/2020, 14:00 By Quarter: Q4 Date Range: 04/23/2020 - 10/23/2020 Client Group: Web App Project Group: Web App X

	January	February	March	April	May	June	July	August	Total
Revenue	\$2,480	\$2,310	\$2,120	\$5,120	\$2,420	\$2,730	\$2,773	\$2,270	\$3,030.00
Booked	\$480	\$310	\$120	\$420	\$134	\$730	\$773	\$270	
Project 1	\$480	\$310	\$120	\$420	\$134	\$730	\$773	\$270	
Project 2	\$480	\$310	\$120	\$420	\$134	\$730	\$773	\$270	
Probable	\$480	\$310	\$120	\$420	\$134	\$730	\$773	\$270	
Project 3	\$480	\$310	\$120	\$420	\$134	\$730	\$773	\$270	
Project 4	\$480	\$310	\$120	\$420	\$134	\$730	\$773	\$270	
Cost of Goods Sold (COGS)	\$600	\$600	\$600	\$600	\$600	\$600	\$600	\$600	\$1,799.88
Project Costs	\$480	\$310	\$120	\$420	\$134	\$730	\$773	\$270	\$2,330.99
Booked									
Project 1	\$480	\$310	\$120	\$420	\$134	\$730	\$773	\$270	
Project 2	\$480	\$310	\$120	\$420	\$134	\$730	\$773	\$270	
Probable									
Project 3	\$480	\$310	\$120	\$420	\$134	\$730	\$773	\$270	
Project 4	\$480	\$310	\$120	\$420	\$134	\$730	\$773	\$270	
Bench Cost	\$480	\$310	\$120	\$420	\$134	\$730	\$773	\$270	\$300.00
Employee 1	\$10	\$10	\$10	\$10	\$10	\$10	\$10	\$10	
Employee 2	\$20	\$20	\$20	\$20	\$20	\$20	\$20	\$20	
Gross Profit	\$480	\$310	\$120	\$420	\$134	\$730	\$773	\$270	\$300.00
SG&A	\$480	\$310	\$120	\$420	\$134	\$730	\$773	\$270	\$300.00
Net Profit	\$480	\$400	\$420	\$280	\$480	\$480	\$480	\$480	\$1230.12
Net Margin	40.00%	41.60%	42.60%	40.60%	42.60%	42.30%	42.60%	40.60%	40.60%


2020 © OGantry













Manage P&L
View or filter the P&L

Applied Filters: Historical Data: 10/21/2020, 14:00 | By Quarter: Q4 | Date Range: 04/23/2020 - 10/23/2020 | Client Group: Web App | Project Group: Web App X

	January	February	March	April	May	June	July	August	Total
Revenue	\$2,480	\$2,310	\$2,120	\$5,120	\$2,420	\$2,730	\$2,773	\$2,270	\$3,030.00
▼ Booked	\$480	\$310	\$120	\$420	\$134	\$730	\$773	\$270	
Project 1	\$480	\$310	\$120	\$420	\$134	\$730	\$773	\$270	
Project 2	\$480	\$310	\$120	\$420	\$134	\$730	\$773	\$270	
▼ Probable	\$480	\$310	\$120	\$420	\$134	\$730	\$773	\$270	
Project 3	\$480	\$310	\$120	\$420	\$134	\$730	\$773	\$270	
Project 4	\$480	\$310	\$120	\$420	\$134	\$730	\$773	\$270	
▼ Cost of Goods Sold (COGS)	\$600	\$600	\$600	\$600	\$600	\$600	\$600	\$600	\$1,789.88
▼ Project Costs	\$480	\$310	\$120	\$420	\$134	\$730	\$773	\$270	\$2,330.99
▼ Booked									
Project 1	\$480	\$310	\$120	\$420	\$134	\$730	\$773	\$270	
Project 2	\$480	\$310	\$120	\$420	\$134	\$730	\$773	\$270	
▼ Probable									
Project 3	\$480	\$310	\$120	\$420	\$134	\$730	\$773	\$270	
Project 4	\$480	\$310	\$120	\$420	\$134	\$730	\$773	\$270	
▼ Bench Cost	\$480	\$310	\$120	\$420	\$134	\$730	\$773	\$270	\$300.00
Employee 1	\$10	\$10	\$10	\$10	\$10	\$10	\$10	\$10	
Employee 2	\$20	\$20	\$20	\$20	\$20	\$20	\$20	\$20	
Gross Profit	\$480	\$310	\$120	\$420	\$134	\$730	\$773	\$270	\$300.00
SG&A	\$480	\$310	\$120	\$420	\$134	\$730	\$773	\$270	\$300.00
Net Profit	\$480	\$400	\$420	\$280	\$480	\$480	\$480	\$480	\$1230.12
Net Margin	40.00%	41.60%	42.60%	40.60%	42.60%	42.30%	42.60%	40.60%	40.60%


2020 © OGantry

OGantry 

-  Project Staffing & Estimating 
-  Utilization Management 
-  **Financial Forecasting** 
- Project Revenue & Expense
- Employee Revenue & Expense
- P&L Comparison
- Manage P&L
-  Tracking Actuals 
-  Security & Domains 
-  Administration 











Manage P&L

View or Filter the P&L 

Applied Filters: Historical Data : 10/21/2020, 14:00 By Quarter: Q4 Date Range: 04/23/2020 - 10/23/2020 Client Group: Web App Project Group: Web App X

	January	February	March	April	May	June	July	August	Total
Revenue	\$2,480	\$2,310	\$2,120	\$5,120	\$2,420	\$2,730	\$2,773	\$2,270	\$3,030.00
Cost of Goods Sold (COGS)	\$600	\$600	\$600	\$600	\$600	\$600	\$600	\$600	\$1,799.88
▶ Project Costs	\$480	\$310	\$120	\$420	\$134	\$730	\$773	\$270	\$2,330.99
▶ Bench Cost	\$480	\$310	\$120	\$420	\$134	\$730	\$773	\$270	\$2,330.99
Gross Profit	\$480	\$310	\$120	\$420	\$134	\$730	\$773	\$270	\$300.00
SG&A	\$480	\$310	\$120	\$420	\$134	\$730	\$773	\$270	\$300.00
Net Profit	\$480	\$400	\$420	\$280	\$480	\$480	\$480	\$480	\$1230.12
Net Margin	40.00%	41.60%	42.60%	40.60%	42.60%	42.30%	42.60%	40.60%	40.60%

-  Project Staffing & Estimating
-  Utilization Management
-  Financial Forecasting
 - Project Revenue & Expense
 - Employee Revenue & Expense
 - P&L Comparison
 - Manage P&L
-  Tracking Actuals
-  Security & Domains
-  Administration

Manage P&L

View or Filter the P&L

	January	February	March	April	Ma
Revenue	\$2,480	\$2,310	\$2,120	\$5,120	\$2,42
Cost of Goods Sold (COGS)	\$600	\$600	\$600	\$600	\$60
▶ Project Costs	\$480	\$310	\$120	\$420	\$13
Overhead Cost	\$480	\$310	\$120	\$420	\$13
▶ Bench Cost	\$480	\$310	\$120	\$420	\$13
Net Profit	\$480	\$400	\$420	\$280	\$48
Net Margin	40.00%	41.60%	42.60%	40.60%	42.60

2020 © OGantry

Apply Filter

×

Current Data Historical Data

10/21/2020



Time Period

By Year By Quarter Custom Date Range

Select

Client Group

Select

Project Group

Select

Reset

Apply

OGantry

- Project Staffing & Estimating
- Utilization Management
- Financial Forecasting
- Project Revenue & Expense
- Employee Revenue & Expense
- P&L Comparison
- Manage P&L
- Tracking Actuals
- Security & Domains
- Administration

P&L Comparison

View P&L comparison

Applied Filters: Historical Data: 10/21/2020, 14:00 By Quarter: Q4 Date Range: 04/23/2020 - 10/23/2020 Client Group: Web App Project Group: Web App X

	January	February	March	April	May	June	July	August	Total
Revenue	\$2,480	\$2,310	\$2,120	\$5,120	\$2,420	\$2,730	\$2,773	\$2,270	\$3,030.00
▼ Booked	\$480	\$310	\$120	\$420	\$134	\$730	\$773	\$270	
Project 1	\$480	\$310	\$120	\$420	\$134	\$730	\$773	\$270	
Project 2	\$480	\$310	\$120	\$420	\$134	\$730	\$773	\$270	
▼ Probable	\$480	\$310	\$120	\$420	\$134	\$730	\$773	\$270	
Project 3	\$480	\$310	\$120	\$420	\$134	\$730	\$773	\$270	
Project 4	\$480	\$310	\$120	\$420	\$134	\$730	\$773	\$270	
Cost of Goods Sold (COGS)	\$600	\$600	\$600	\$600	\$600	\$600	\$600	\$600	\$1,799.88
▼ Project Costs	\$480	\$310	\$120	\$420	\$134	\$730	\$773	\$270	\$2,330.99
▼ Booked									
Project 1	\$480	\$310	\$120	\$420	\$134	\$730	\$773	\$270	
Project 2	\$480	\$310	\$120	\$420	\$134	\$730	\$773	\$270	
▼ Probable									
Project 3	\$480	\$310	\$120	\$420	\$134	\$730	\$773	\$270	
Project 4	\$480	\$310	\$120	\$420	\$134	\$730	\$773	\$270	
Overhead Cost	\$480	\$310	\$120	\$420	\$134	\$730	\$773	\$270	\$300.00
▼ Bench Cost	\$480	\$310	\$120	\$420	\$134	\$730	\$773	\$270	\$300.00
Employee 1	\$10	\$10	\$10	\$10	\$10	\$10	\$10	\$10	
Employee 2	\$20	\$20	\$20	\$20	\$20	\$20	\$20	\$20	
Net Profit	\$480	\$400	\$420	\$280	\$480	\$480	\$480	\$480	\$1230.12
Net Margin	40.00%	41.60%	42.60%	40.60%	42.60%	42.30%	42.60%	40.60%	40.60%

2020 © OGantry

P&L Comparison
View P&L comparison

Applied Filters: Historical Data: 10/21/2020, 14:00 By Quarter: Q4 Date Range: 04/23/2020 - 10/23/2020 Client Group: Web App Project Group: Web App X

	January	February	March	April	May	June	July	August	Total
Revenue	\$2,480	\$2,310	\$2,120	\$5,120	\$2,420	\$2,730	\$2,773	\$2,270	\$3,030.00
▼ Booked	\$480	\$310	\$120	\$420	\$134	\$730	\$773	\$270	
Project 1	\$480	\$310	\$120	\$420	\$134	\$730	\$773	\$270	
Project 2	\$480	\$310	\$120	\$420	\$134	\$730	\$773	\$270	
▼ Probable	\$480	\$310	\$120	\$420	\$134	\$730	\$773	\$270	
Project 3	\$480	\$310	\$120	\$420	\$134	\$730	\$773	\$270	
Project 4	\$480	\$310	\$120	\$420	\$134	\$730	\$773	\$270	
Cost of Goods Sold (COGS)	\$900	\$600	\$600	\$600	\$600	\$600	\$600	\$600	\$1,798.88
▼ Project Costs	\$480	\$310	\$120	\$420	\$134	\$730	\$773	\$270	\$2,330.99
▼ Booked									
Project 1	\$480	\$310	\$120	\$420	\$134	\$730	\$773	\$270	
Project 2	\$480	\$310	\$120	\$420	\$134	\$730	\$773	\$270	
▼ Probable									
Project 3	\$480	\$310	\$120	\$420	\$134	\$730	\$773	\$270	
Project 4	\$480	\$310	\$120	\$420	\$134	\$730	\$773	\$270	
Overhead Cost	\$480	\$310	\$120	\$420	\$134	\$730	\$773	\$270	\$300.00
▼ Bench Cost	\$480	\$310	\$120	\$420	\$134	\$730	\$773	\$270	\$300.00
Employee 1	\$10	\$10	\$10	\$10	\$10	\$10	\$10	\$10	
Employee 2	\$20	\$20	\$20	\$20	\$20	\$20	\$20	\$20	
Net Profit	\$480	\$400	\$420	\$280	\$480	\$480	\$480	\$480	\$1230.12
Net Margin	40.00%	41.60%	42.60%	40.60%	42.60%	42.30%	42.60%	40.60%	40.60%

2020 © OGantry

OGantry ☰

- Project Staffing & Estimating
- Utilization Management
- Financial Forecasting**
 - Project Revenue & Expense
 - Employee Revenue & Expense
 - P&L Comparison**
 - Manage P&L
- Tracking Actuals
- Security & Domains
- Administration

P&L Comparison

View P&L comparison 🔍

Applied Filters: Historical Data : 10/21/2020, 14:00 X By Quarter: Q4 X Date Range: 04/23/2020 - 10/23/2020 X Project Group: Web App X Client Group: Web App X X

	January	February	March	April	May	June	July	August	Total
▶ Revenue	<div style="border: 1px solid black; padding: 2px;"> 10/21/20, 14:00 \$2,480.00 11/21/20, 14:00 \$2,400.00 -\$80.00 </div>	310	\$2,120	\$5,120	\$2,420	\$2,730	\$2,773	\$2,270	\$3,030.00
▼ Cost of Goods Sold (COGS)	\$600	\$600	\$600	\$600	\$600	\$600	\$600	\$600	\$1,799.88
▶ Project Costs	\$480	\$310	\$120	\$420	\$134	\$730	\$773	\$270	\$2,330.99
▶ Bench Cost	\$480	\$310	\$120	\$420	\$134	\$730	\$773	\$270	\$300.00
▶ Net Profit	\$480	\$400	\$420	\$280	\$480	\$480	\$480	\$480	\$1230.12
▶ Net Margin	40.00%	41.60%	42.60%	40.60%	42.60%	42.30%	42.60%	40.60%	40.60%

2020 © OGantry

OGantry ☰

- Project Staffing & Estimating
- Utilization Management
- Financial Forecasting**
 - Project Revenue & Expense
 - Employee Revenue & Expense
 - P&L Comparison**
 - Manage P&L
- Tracking Actuals
- Security & Domains
- Administration

P&L Comparison

View P&L comparison

Applied Filters: Historical Data : 10/21/2020, 14:00 By Quarter: Q4 Date Range: 04/23/2020 - 10/23/2020 Project Group

	January	February	March	April	Ma
▶ Revenue	\$2,480	\$2,310	\$2,120	\$5,120	\$2,42
▼ Cost of Goods Sold (COGS)	\$600	\$600	\$600	\$600	\$60
▶ Project Costs	\$480	\$310	\$120	\$420	\$13
▶ Bench Cost	\$480	\$310	\$120	\$420	\$13
▶ Net Profit	\$480	\$400	\$420	\$280	\$48
▶ Net Margin	40.00%	41.60%	42.60%	40.60%	42.60

Apply Filter ✕

P&L 1

Current Data Historical Data

10/21/2020 📅

P&L 2

Current Data Historical Data

11/21/2020 📅

Time Period

By Year By Quarter Custom Date Range

Select ▼

Client Group

Select ▼

Project Group

Select ▼

Reset Apply

OGantry ☰

- Project Staffing & Estimating
- Utilization Management
- Financial Forecasting
 - Project Revenue & Expense
 - Employee Revenue & Expense
 - P&L Comparison
 - Manage P&L
- Tracking Actuals
- Security & Domains
- Administration

P&L Comparison

View P&L comparison

Applied Filters: Historical Data : 10/21/2020, 14:00 By Quarter: Q4 Date Range: 04/23/2020 - 10/23/2020 Project Group

	January	February	March	April	Ma
▶ Revenue	\$2,480	\$2,310	\$2,120	\$5,120	\$2,42
▼ Cost of Goods Sold (COGS)	\$600	\$600	\$600	\$600	\$60
▶ Project Costs	\$480	\$310	\$120	\$420	\$13
▶ Bench Cost	\$480	\$310	\$120	\$420	\$13
▶ Net Profit	\$480	\$400	\$420	\$280	\$48
▶ Net Margin	40.00%	41.60%	42.60%	40.60%	42.60

Apply Filter ✕

P&L 1

Current Data Historical Data

10/21/2020 14:00

P&L 2

Current Data Historical Data

11/21/2020 14:00

Time Period

By Year By Quarter Custom Date Range

11/01/2020 11/30/2020

Client Group

Select

Project Group

Select

OGantry ☰

- 🔗 Project Staffing & Estimating ▼
- ⚙️ Utilization Management ▼
- 📈 Financial Forecasting ▲
- Project Revenue & Expense
- Employee Revenue & Expense
- P&L Comparison
- Manage P&L
- 🕒 Tracking Actuals ▼
- 🛡️ Security & Domains ▼
- 🔑 Administration ▼

Manage P&L

View or Filter the P&L

	January	February	March	April	Ma
▶ Revenue	\$2,480	\$2,310	\$2,120	\$5,120	\$2,42
Cost of Goods Sold (COGS)	\$600	\$600	\$600	\$600	\$60
▶ Project Costs	\$480	\$310	\$120	\$420	\$13
Overhead Cost	\$480	\$310	\$120	\$420	\$13
▶ Bench Cost	\$480	\$310	\$120	\$420	\$13
Net Profit	\$480	\$400	\$420	\$280	\$48
Net Margin	40.00%	41.60%	42.60%	40.60%	42.60

2020 © OGantry

Apply Filter ✕

Current Data
 Historical Data

09/28/2020

📅

12:00

🕒

Time Period

By Year
 By Quarter
 Custom Date Range

09/28/2020

09/28/2020

📅

Client Group

Select ▼

Project Group

Select ▼

Reset

Apply



OGantry ☰

- Project Staffing & Estimating
- Utilization Management
- Financial Forecasting
- Tracking Actuals**
 - Manage Time
 - Manage Expenses
- Security & Domains
- Administration

Manage Time

Add, update or archive time Submit

10/01/20 - 10/31/20 Month ▾

Projects/Issues †	Thu 01	Fri 02	Sat 03	Sun 04	Mon 05	Tue 06	Wed 07	Thu 08	Fri 09	Sat 10	Sun 11	Mon 12	Tue 13	Wed 14	Thu 15	Fri 16	Sat 17	Sun 18	Mon 19	Tue 20
Dev Mobile App		0:20			0:20	0:20	0:20	0:20	0:20			0:20	0:20	0:20						
OGantry Application		2:30			2:30	2:30	2:30		2:30			2:30	2:30	2:30						
OGantry Website	4:30					4:30	4:30		4:30			4:30	4:30	4:30						
Logo Animation	2:20				2:20		2:20	2:20				2:20	2:20							
Dev Logo Design	1:20				1:20		1:20	1:20				1:20	1:20							
Dev Website	1:20	1:20			1:20	1:20	1:20	1:20	1:20			1:20	1:20							
	9:00	4:20			9:20	6:20	8:50	4:40	8:40			12:40		7:20						

2020 © OGantry



OGantry ☰

- Project Staffing & Estimating ▾
- Utilization Management ▾
- Financial Forecasting ▾
- Tracking Actuals ▲
 - Manage Time
 - Manage Expenses
- Security & Domains ▾
- Administration ▾

Manage Time

Add, update or archive time Submit

10/01/20 - 10/31/20
 << 📅 >> Month ▾

Projects/Issues †	Thu 01	Fri 02	Sat 03	Sun 04	Mon 05	Tue 06	Wed 07	Thu 08	Fri 09	Sat 10	Sun 11	Mon 12	Tue 13	Wed 14	Thu 15	Fri 16	Sat 17	Sun 18	Mon 19	Tue 20
Dev Mobile App		0:20			0:20	0:20	0:20	0:20	0:20			0:20	0:20	0:20						
OGantry Application		2:30			2:30	2:30	2:30		2:30			2:30	2:30	2:30						
OGantry Website	4:30					4:30	4:30		4:30			4:30	4:30	4:30						
Logo Animation	2:20				2:20		2:20	2:20				2:20	2:20							
Dev Logo Design	1:20				1:20		1:20	1:20				1:20	1:20							
Dev Website	1:20	1:20			1:20	1:20	1:20	1:20	1:20			1:20	1:20							
	9:00	4:20			9:20	6:20	8:50	4:40	8:40			12:40		7:20						

2020 © OGantry



OGantry ☰

- Project Staffing & Estimating ▼
- Utilization Management ▼
- Financial Forecasting ▼
- Tracking Actuals** ▲
 - Manage Time
 - Manage Expenses
- Security & Domains ▼
- Administration ▼

Manage Time

Add, update or archive time Submit

10/01/20 - 10/31/20
<<
📅
>>
Month ▼

Projects/Issues ⬆	Thu 01	Fri 02	Sat 03	Sun 04	Mon 05	Tue 06	Wed 07	Thu 08	Fri 09	Sat 10	Sun 11	Mon 12	Tue 13	Wed 14	Thu 15	Fri 16	Sat 17	Sun 18	Mon 19	Tue 20
Dev Mobile App		0:20			0:20	0:20	0:20	0:20	0:20			0:20	0:20	0:20						
OGantry Application		2:30			2:30	2:30	2:30		2:30			2:30	2:30	2:30						
OGantry Website	4:30					4:30	4:30		4:30			4:30	4:30	4:30						
Logo Animation	2:20				2:20		2:20	2:20				2:20	2:20	0:20						
Dev Logo Design	1:20				1:20		1:20	1:20				1:20	1:20							
Dev Website	1:20	1:20			1:20	1:20	1:20	1:20	1:20			1:20	1:20							
	9:00	4:20			9:20	6:20	8:50	4:40	8:40			12:40		7:20						

2020 © OGantry



OGantry

- Project Staffing & Estimating
- Utilization Management
- Financial Forecasting
- Tracking Actuals**
- Manage Time
- Manage Expenses
- Security & Domains
- Administration

Manage Expenses

Add, update or archive expense

[Add Expense](#)

Employee	Submitted Date	Report Description	Total
Salomé Fernán	10/14/2020	Trip to visit an important client	\$2,400
Sofie Hubert	10/14/2020	Visit Client Office for Meeting	\$2,600
Farhad Tarokh	10/22/2020	Trip to visit an important client	\$500
Gabriel Pires	10/26/2020	Visit Client Office for Meeting	\$5,000
Stephanus Huggins	10/28/2020	Trip to visit an important client	\$2,500

2020 © OGantry



OGantry

- Project Staffing & Estimating
- Utilization Management
- Financial Forecasting
- Tracking Actuals**
- Manage Time
- Manage Expenses
- Security & Domains
- Administration

Expense Report

Add, update expense report

[Submit](#) [Add Expense](#)

Expense Date	Report Description	Amount	Receipt	Actions
10/12/2020	Hotel Room	\$2,400	Image	
10/14/2020	Car	\$2,600	Image	
10/20/2020	Breakfast	\$500	Image	
10/22/2020	Lunch	\$5,000	Image	
10/28/2020	Dinner	\$2,500	Image	

2020 © OGantry

OGantry

- Project Staffing & Estimating
- Utilization Management
- Financial Forecasting
- Tracking Actuals**
- Manage Time
- Manage Expenses
- Security & Domains
- Administration

Expense Report

Add, update expense report

Expense Date	Description	Amount
10/12/2020	Hotel Room	\$2,400
10/14/2020	Car	\$2,600
10/20/2020	Breakfast	\$500
10/22/2020	Lunch	\$5,000
10/28/2020	Dinner	\$2,500

2020 © OGantry

Add Expense

Employee

Select

Project

Select

Expense Type

Select

Description

e.g. Car Rent

Report Date

09/28/2020

Upload Receipt

Upload

Only PNG, PDF & JPEG formats with max file size of 3 MB

Cancel

Add

The screenshot displays the OGantry application interface. On the left is a dark purple sidebar with navigation options: Project Staffing & Estimating, Utilization Management, Financial Forecasting, Tracking Actuals (highlighted), Manage Time, Manage Expenses, Security & Domains, and Administration. The main content area is titled 'Expense Report' and includes a subtitle 'Add, update expense report' and two buttons: 'Submit' and 'Add Expense'. Below this is a table with columns for 'Expense Date', 'Description', 'Amount', and 'Receipt'. A 'View Receipt' modal window is open, displaying a receipt from PRCA (Paper Receipts Converting Association) dated 4/09/2019. The receipt lists items: 1 PROVEN (\$20.00), 1 EFFECTIVE (\$20.00), 1 SECURE (\$20.00), 1 SUSTAINABLE (\$20.00), and 1 RECYCLABLE (\$20.00), with a subtotal of \$100.00 and a total of \$100.00. The receipt also includes a barcode and the text '*** THANK YOU ***'. The footer of the application shows '2020 © OGantry'.

Expense Date	Description	Amount	Receipt
10/12/2020		400	Image
10/14/2020		500	Image
10/20/2020		500	Image
10/22/2020		000	Image
10/28/2020		500	Image

View Receipt [X]

PRCA
PAPER RECEIPTS CONVERTING ASSOCIATION

4/09/2019 8:36:18 AM
STATION 3 TAX INVOICE: 11346093268

QTY	DESC	AMT
1	PROVEN	\$20.00
1	EFFECTIVE	\$20.00
1	SECURE	\$20.00
1	SUSTAINABLE	\$20.00
1	RECYCLABLE	\$20.00

SUBTOTAL: \$100.00

TOTAL: \$100.00

*** THANK YOU ***

OGantry

- Project Staffing & Estimating
- Utilization Management
- Financial Forecasting
- Tracking Actuals**
- Manage Time
- Manage Expenses
- Security & Domains
- Administration

Expense Report

Add, update expense report

Expense Date	Description	Amount
10/12/2020	Hotel Room	\$2,400
10/14/2020	Car	\$2,600
10/20/2020	Breakfast	\$500
10/22/2020	Lunch	\$5,000
10/28/2020	Dinner	\$2,500

2020 © OGantry

Apply Filters

Employee

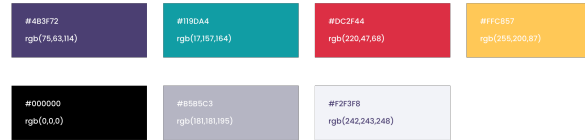
Select

Reporte Date

09/28/2020

Gantry
Styleguide & Base Components

BASE COLORS



TYPOGRAPHY

Poppins

<https://fonts.google.com/specimen/Poppins>

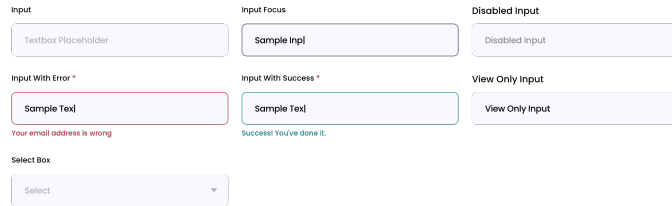
Poppins Regular - 400

Poppins Medium - 500

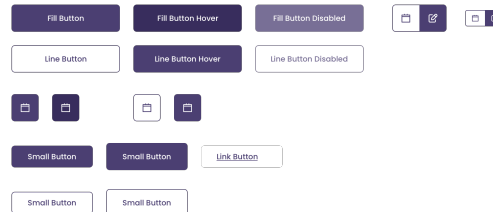
Poppins Semibold - 600

This is Sample Heading	Medium - 18px
This is Sub Heading Text	Regular - 18px
This is Sample Table Header	Medium - 14px
This is Sample Table Value	Regular - 14px

FORM ELEMENTS



BUTTONS & STATES





LOGO & FAVICON




ICONS FILLED ICONS



ICONS LINE ICONS



NAVBAR ICONS : ACTIVE / DAFULT



PROJECT FINANCIAL CHECKS






OGantry ☰

- 📍 Project Staffing & Estimating ▾
- ⚙️ Utilization Management ▾
- 📊 Financial Forecasting ▾
- 🕒 Tracking Actuals ▾
- 🛡️ Security & Domains ▾
- 🔑 Administration ▾

Empty Screen
Sample text


No Data Found
Try adjusting your search or filter to find what you are looking for.

2020 © OGantry

OGantry

Project Staffing & Estimating ^

- Manage Clients
- Create Client
- Manage Projects
- Create Project

Utilization Management v

Financial Forecasting v

Tracking Actuals v

Security & Domains v

Administration v

1 Project Setup 2 Position Setup 3 Financial Review

Project Name : DevX Duration : (20 May - 21 July)

Revenue	Labour Cost	Expense Cost	Profit	Margin
\$25,000	\$20,000	\$4,500	\$7,500	25%

Client

Client name

Contact Person

Sofia Manzano VP of Product & Strategy
(672) 776-9097 sofia@hopifbik.co.uk

Project

e.g. Mobile Application

Project description

Type description here..

Bill Rate

Fixed bid Run Rate (Week/Month) Time & Materials

Assign user as per week or month basis and based on that bill rate will be calculated.

Weekly Monthly

\$ 0,000

Project Expense

Type	Amount	Description	Expense Type	
Daily	\$2,500	Sample Description	Expense Type 1	⋮

Prev Save & Next

2020 © OGantry

OGantry

- Project Staffing & Estimating
 - Manage Clients
 - Create Client
 - Manage Projects
 - Create Project
- Utilization Management
- Financial Forecasting
- Tracking Actuals
- Security & Domains
- Administration

1 Project Setup

Client

Client name

Project

e.g. Mobile Application

Project description

Type description here..

Bill Rate

Fixed bid Run Rate (Week/Month) Time & Materials

Assign user as per week or month basis and based on that bill rate will be calculated.

Weekly Monthly

\$ 0,000

Project Expense

Type	Amount	Description
Daily	\$2,500	Sample Description

2 Position Setup

Contact Person

Sofia Manzano VP o
(672) 776-9097

[+ Add New](#)

Add Project Expense



Type \$ 0,000

Description

Expense Type

Create Another

The screenshot displays the OGantry application interface. On the left is a dark sidebar with the OGantry logo and a menu containing: Project Staffing & Estimating (with a sub-menu: Manage Clients, Create Client, Manage Projects, Create Project), Utilization Management, Financial Forecasting, Tracking Actuals, Security & Domains, and Administration. The main content area is titled 'Project Setup' (with a green checkmark icon) and 'Position Setup' (with a '2' in a dark circle). Below the title, it shows 'Project Name : DevX' and 'Duration : (20 May - 21 July)'. A summary table displays: Revenue \$25,000, Labour Cost \$20,000, and Expense Cost \$4,500. Below this is a table of positions:

Position Name	Assign Person	Allocation	Date
Delivery Lead	Freddy Kauschke	8h	09 Sep - 09 Dec, 2020 (12 w)
Quality Analyst	Beth Murphy	8h	09 Oct - 09 Dec, 2020 (8 w)
UI/UX Designer	Ivan Cornejo	8h	09 Sep - 09 Dec, 2020 (12 w)
Fullstack Developer	Neville Griffin	8h	09 Sep - 09 Dec, 2020 (12 w)

A 'Prev' button is located at the bottom left of the main content area.

Add New Position



Position Name Allocation

Position Name 00

Assign Person

Assign to

Start Date - End Date

Start Date End Date

Hourly Cost Hourly Bill Rate

\$000 \$000

Create Another

OGantry

Project Staffing & Estimating

- Manage Clients
- Create Client
- Manage Projects
- Create Project

Utilization Management

Financial Forecasting

Tracking Actuals

Security & Domains

Administration

1 Project Setup 2 Position Setup 3 Financial Review

Project Name : DevX Duration : (20 May - 21 July)



\$25,000	\$20,000	\$20,000	\$4,500	\$4,500	\$7,500	25%
Revenue	Labor Cost	Contract Labor	Open Position Labor	Expenses	Profit	Margin

Last Updated on 6/24/2021 at 10:25 pm

+ Position Name	Assign Person	Skill Set	Allocation	Start Date	End Date	Hourly Cost	Expense	Hourly Bill Rate	Margin	Actions
Delivery Lead	John Cena	Delivery	8h	06/08/2021	08/08/2021	\$200		\$110		⋮
Quality Analyst	Beth Murphy	Engineer, Delivery	8h	06/08/2021	07/08/2021	\$250		\$110		⋮
UI/UX Designer	Ivan Cornejo	Delivery	8h	06/01/2021	07/02/2021	\$300	\$340	\$110		⋮
UI/UX Designer	Neville Griffin	Experience	8h	06/08/2021	08/08/2021	\$450		\$110		⋮

Prev Next

2020 © OGantry

Project Staffing & Estimating

- Manage Clients
- Create Client
- Manage Projects
- Create Project

Utilization Management

Financial Forecasting

Tracking Actuals

Security & Domains

Administration

1 Project Setup

2 Position Setup

3 Financial Review

Project Name : DevX Duration : (20 May - 21 July)



\$25,000 <small>Revenue</small>	\$20,000 <small>Direct Labor</small>	\$20,000 <small>Contract Labor</small>	\$4,500 <small>Open Position Labor</small>	\$4,500 <small>Expenses</small>	\$7,500 <small>Profit</small>	25% <small>Margin</small>
---	--	--	--	---	---	-------------------------------------

Updated ✔

+	Position Name	Assign Person	Skill Set	Allocation	Start Date	End Date	Hourly Cost	Expense	Hourly Bill Rate	Margin	Actions
	<input type="text" value="Position Name"/>	<input type="text" value="Assign to"/>	<input type="text" value="Skill Set"/>	<input type="text" value="0"/>	<input type="text" value="Start Date"/>	<input type="text" value="End Date"/>	<input type="text" value="Cost"/>		<input type="text" value="Hourly Bill Rate"/>		🗑️ 📄
	Delivery Lead	John Cena	Delivery	8h	06/08/2021	08/08/2021	\$200		\$110		⋮
	Quality Analyst	Beth Murphy	Engineer, Delivery	8h	06/08/2021	07/08/2021	\$250		\$110		⋮
	UI/UX Designer	Ivan Cornejo	Delivery	8h	06/01/2021	07/02/2021	\$300	\$340	\$110		⋮
	UI/UX Designer	Neville Griffin	Experience	8h	06/08/2021	08/08/2021	\$450		\$110		⋮

Prev
Next

2020 © OGantry

Project Setup

2 Position Setup

3 Financial Review

Project Name : DevX Duration : (20 May - 21 July)

\$25,000 Revenue	\$20,000 Direct Labor	\$20,000 Contract Labor	\$4,500 Open Position Labor	\$4,500 Expenses	\$7,500 Profit	25% Margin
---------------------	--------------------------	----------------------------	--------------------------------	---------------------	-------------------	---------------

Last Updated on 6/24/2021 at 10:25 pm

	Position Name	Assign Person	Skill Set	Allocation	Start Date	End Date	Hourly Cost	Expense	Hourly Bill Rate	Margin	Actions
+	<input type="text" value="Position Name"/>	<input type="text" value="Assign to"/>	<input type="text" value="Skill Set"/>	0	<input type="text" value="Start Date"/>	<input type="text" value="End Date"/>	<input type="text" value="Cost"/>		<input type="text" value="Hourly Bill Rate"/>		
	Delivery Lead	John Cena	Delivery	8h	06/08/2021	08/08/2021	\$200		\$110		⋮
	Quality Analyst	Beth Murphy	Engineer, Delivery	8h	06/08/2021	07/08/2021	\$250		\$110		⋮
	UI/UX Designer	Ivan Cornejo	Delivery	8h	06/01/2021	07/02/2021	\$300	\$340	\$110		⋮
	UI/UX Designer	Neville Griffin	Experience	8h	06/08/2021	08/08/2021	\$450		\$110		⋮

Prev

Next

2020 © OGantry

The screenshot displays the OGantry application interface. On the left is a dark sidebar with navigation options: Project Staffing & Estimating, Manage Clients, Create Client, Manage Projects, Create Project, Utilization Management, Financial Forecasting, Tracking Actuals, Security & Domains, and Administration. The main content area is titled 'Add Position V1.3' and shows a progress bar with three steps: 1. Project Setup (checked), 2. Position Setup (active), and 3. Financial Review. A modal window titled 'Add Expense' is open, featuring a table with the following columns: Type, Cost, Description, Expense Type, Month/Year, # of Row, and Actions. The table contains three rows of test data. Below the modal, a table lists position details with columns for Role, Name, Description, Hours, Start Date, End Date, and Cost. At the bottom of the modal area are 'Prev' and 'Next' buttons.

Type	Cost	Description	Expense Type	Month/Year	# of Row	Actions
Daily	\$100	Test Description	Meals			⋮
Daily	\$100	Test Description	Refreshments			⋮
Monthly	\$100	Test Description		June, 2021		⋮

Role	Name	Description	Hours	Start Date	End Date	Cost
UI/UX Designer	Ivan Cornejo	Delivery	8h	06/01/2021	07/02/2021	\$300
UI/UX Designer	Neville Griffin	Experience	8h	06/08/2021	08/08/2021	\$450

The screenshot displays the OGantry application interface. On the left is a dark sidebar with navigation options: Project Staffing & Estimating (expanded), Manage Clients, Create Client, Manage Projects, Create Project, Utilization Management, Financial Forecasting, Tracking Actuals, Security & Domains, and Administration. The main content area shows a three-step process: 1. Project Setup (checked), 2. Position Setup (active), and 3. Financial Review. A modal titled 'Add Expense' is open, featuring a table with columns: Type, Cost, Description, Expense Type, Month/Year, # of Row, and Actions. The table contains three rows of test data. Below the modal, a table lists position details for two UI/UX Designers. At the bottom are 'Prev' and 'Next' buttons.

Type	Cost	Description	Expense Type	Month/Year	# of Row	Actions
Daily	\$100	Test Description	Meals		00	⋮
Daily	\$100	Test Description	Refreshments			⋮
Monthly	\$100	Test Description		June, 2021		⋮

Role	Name	Category	Hours	Start Date	End Date	Cost	Revenue	Profit	Actions
UI/UX Designer	Ivan Cornejo	Delivery	8h	06/01/2021	07/02/2021	\$300	\$340	\$110	⋮
UI/UX Designer	Neville Griffin	Experience	8h	06/08/2021	08/08/2021	\$450		\$110	⋮

The screenshot displays the OGantry application interface. On the left is a dark sidebar with navigation options: Project Staffing & Estimating (expanded), Manage Clients, Create Client, Manage Projects, Create Project, Utilization Management, Financial Forecasting, Tracking Actuals, Security & Domains, and Administration. The main content area is titled 'Add Position V1.5' and shows a three-step process: 1. Project Setup (completed), 2. Position Setup (current), and 3. Financial Review. A modal window titled 'Add Expense' is open, featuring a table with columns: Type, Cost, Description, Expense Type, Month/Year, # of Row, and Actions. The table contains three rows of test data. Below the modal, a table lists staff members with columns for Name, Role, Description, Hours, Start Date, End Date, and Cost. At the bottom are 'Prev' and 'Next' navigation buttons.

Type	Cost	Description	Expense Type	Month/Year	# of Row	Actions
Daily	\$100	Test Description	Meals		00	⋮
Daily	\$100	Test Description	Refreshments			⋮
Monthly	\$100	Test Description		June, 2021		⋮

Name	Role	Description	Hours	Start Date	End Date	Cost
UI/UX Designer	Ivan Cornejo	Delivery	8h	06/01/2021	07/02/2021	\$300
UI/UX Designer	Neville Griffin	Experience	8h	06/08/2021	08/08/2021	\$450

The screenshot displays the OGantry application interface. On the left is a dark sidebar with navigation options: Project Staffing & Estimating (expanded), Manage Clients, Create Client, Manage Projects, Create Project, Utilization Management, Financial Forecasting, Tracking Actuals, Security & Domains, and Administration. The main content area shows a progress bar with three steps: 1. Project Setup (checked), 2. Position Setup (active), and 3. Financial Review. A modal titled 'Add Expense' is open, featuring a table with columns: Type, Cost, Description, Expense Type, Month/Year, # of Row, and Actions. The table contains three rows of test data. A calendar dropdown is open over the 'Month/Year' field, showing the year 2021 and months from JAN to DEC, with JUN selected. Below the table are 'Prev' and 'Next' buttons. In the background, a 'Margin' of 25% is visible.

Type	Cost	Description	Expense Type	Month/Year	# of Row	Actions
Daily	\$100	Test Description	Meals	2021	00	⋮
Daily	\$100	Test Description	Refres	2021		⋮
Monthly	\$100	Test Description		2021		⋮

OGantry

Project Staffing & Estimating

- Manage Clients
- Create Client
- Manage Projects
- Create Project

Utilization Management

Financial Forecasting

Tracking Actuals

Security & Domains

Administration

Project Setup 2 Position Setup 3 Financial Review

Project Name : DevX Duration : (20 May - 21 July)

\$25,000	\$20,000	\$20,000	\$4,500	\$4,500	\$7,500	25%
Revenue	Direct Labor	Contract Labor	Open Position Labor	Expenses	Profit	Margin

Last Updated on 6/24/2021 at 10:25 pm

Position Name	Assign Person	Skill Set	Allocation	Start Date	End Date	Hourly Cost	Expense	Hourly Bill Rate	Margin	Actions
<input type="text" value="Position Name"/>	<input type="text" value="Assign to"/>	<input type="text" value="Skill Set"/>	<input type="text" value="0"/>	<input type="text" value="6/6/2021"/>	<input type="text" value="End Date"/>	<input type="text" value="Cost"/>		<input type="text" value="Hourly Bill Rate"/>		
Delivery Lead	John Cena	Deliv						\$110		⋮
Quality Analyst	Beth Murphy	Engin						\$110		⋮
UI/UX Designer	Ivan Cornejo	Deliv					\$340	\$110		⋮
UI/UX Designer	Neville Griffin	Exper						\$110		⋮

June 2021

6/6/2021

Prev Next CLEAR

2020 © OGantry

OGantry

Project Staffing & Estimating

- Manage Clients
- Create Client
- Manage Projects
- Create Project

Utilization Management

Financial Forecasting

Tracking Actuals

Security & Domains

Administration

1 Project Setup 2 Position Setup 3 Financial Review

Project Name : DevX Duration : (20 May - 21 July)

\$25,000	\$20,000	\$20,000	\$4,500	\$4,500	\$7,500	25%
Revenue	Direct Labor	Contract Labor	Open Position Labor	Expenses	Profit	Margin

Last Updated on 6/24/2021 at 10:25 pm

Position Name	Assign Person	Skill Set	Allocation	Start Date	End Date	Hourly Cost	Expense	Hourly Bill Rate	Margin	Actions
Delivery Lead	John Cena	Delivery	0	Start Date	7/15/2021	Cost		Hourly Bill Rate		
Quality Analyst	Beth Murphy	Engineer, Delivery						\$110		
UI/UX Designer	Ivan Cornejo	Delivery						\$110		
UI/UX Designer	Neville Griffin	Experience						\$110		

July 2021

Prev Next

2020 © OGantry

OGantry

Project Staffing & Estimating

- Manage Clients
- Create Client
- Manage Projects
- Create Project

Utilization Management

Financial Forecasting

Tracking Actuals

Security & Domains

Administration

Project Setup 2 Position Setup 3 Financial Review

Project Name : DevX Duration : (20 May - 21 July)

\$25,000	\$20,000	\$20,000	\$4,500	\$4,500	\$7,500	25%
Revenue	Labor Cost	Contract Labor	Open Position Labor	Expenses	Profit	Margin

Last Updated on 6/24/2021 at 10:25 pm

+ Position Name	Assign Person	Skill Set	Allocation	Start Date	End Date	Hourly Cost	Expense	Hourly Bill Rate	Margin	Actions
Delivery Lead	John Cena	Delivery	8h	06/08/2021	08/08/2021	\$200		\$110		⋮
Quality Analyst	Beth Murphy	Engineer, Delivery	8h	06/08/2021	07/08/2021			\$110		⋮
UI/UX Designer	Ivan Cornejo	Delivery	8h	06/01/2021	07/02/2021	\$300	\$340	\$110		⋮
UI/UX Designer	Neville Griffin	Experience	8h	06/08/2021	08/08/2021	\$450		\$110		⋮

Prev Next

2020 © OGantry



OGantry

- Project Staffing & Estimating ^
- Manage Clients
- Create Client
- Manage Projects
- Create Project
- Utilization Management v
- Financial Forecasting v
- Tracking Actuals v
- Security & Domains v
- Administration v

Manage Projects

Add, update or archive your projects Add New

Client	Project	Contact Person	Start Date - End Date	Positions	Bill Type	Revenue	Expense	Cost	Margin	Status	Actions
Company	Select	Search	09/25/2020 - 09/25/2020	00	Select	\$0,000	\$0,000	\$0,000	00%	Status	
Atom Solutions	Admin Portal Integration	Nembo Lukeni	25 Sep - 25 Dec, 2020 (12 weeks)	05	FB	\$25,000	\$4,000	\$2,500	25%	Active	
Trifox Solutions Inc.	E-Commence Website & App	Jarrett Cawsey	20 Oct - 20 Dec, 2020 (8 weeks)	08	FB	\$60,000	\$8,000	\$15,500	40%	Inactive	
Sunflower Labs	Flutter Mobile Application	Victor Pacheco	20 Oct - 20 Dec, 2020 (8 weeks) - Monthly	06	RR	\$22,000	\$3,200	\$4,200	30%	Active	
Creative Ninja Co.	iOS / Android Mobile App.	Mónica Ribeiro	20 Oct - 20 Dec, 2020 (500 hrs) - Hourly	04	T&M	\$28,000	\$4,500	\$5,000	15%	Active	

1 2 3 4 5 6 ...
5 Displaying 1 - 10 of 100 records



OGantry

- Project Staffing & Estimating ^
- Manage Clients
- Create Client
- Manage Projects
- Create Project
- Utilization Management v
- Financial Forecasting v
- Tracking Actuals v
- Security & Domains v
- Administration v

Manage Projects

Add, update or archive your projects Add New

Client	Project	Contact Person	Start Date - End Date	Positions	Bill Type	Revenue	Expense	Cost	Margin	Status	Actions
Atom Solutions	Admin Portal Integration	Nembo Lukeni	25 Sep - 25 Dec, 2020 (12 weeks)	05	FB	\$25,000	\$4,000	\$2,500	25%	Active	
Trifox Solutions Inc.	E-Commence Website & App	Jarrett Cawsey	20 Oct - 20 Dec, 2020 (8 weeks)	08	FB	\$60,000	\$8,000	\$15,500	40%	Inactive	
Sunflower Labs	Flutter Mobile Application	Victor Pacheco	20 Oct - 20 Dec, 2020 (8 weeks) - Monthly	06	RR	\$22,000	\$3,200	\$4,200	30%	Active	
Creative Ninja Co.	iOS / Android Mobile App.	Mónica Ribeiro	20 Oct - 20 Dec, 2020 (500 hrs) - Hourly	04	T&M	\$28,000	\$4,500	\$5,000	15%	Active	

< < 1 2 3 4 5 6 ... > >>
5 v Displaying 1 - 10 of 100 records



OGantry ☰

- Project Staffing & Estimating ▾
- Utilization Management** ▲
 - Manage Utilization
 - Bench Report**
 - Open Position Report
 - Variance Report
- Financial Forecasting ▾
- Tracking Actuals ▾
- Security & Domains ▾
- Administration ▾
- Reports** ▲
 - P&L Report
 - Bench Report
 - Open Positions Report

© OGantry 2021

Bench Report

Export Report ▾



Employee Name ▾	Consultant Type ▾	Oct 20 ▾	Nov 20 ▾	Dec 20 ▾	Jan 21 ▾	Feb 21 ▾	Mar 21 ▾	Apr 21 ▾	May 21 ▾	Jun 21 ▾	Jul 21
Daisy Murphy ⓘ	W2	43%	97%	97%	97%	97%	43%	97%	97%	97%	97%
Erika Mateo ⓘ	W2	76%	76%	66%	76%	50%	76%	50%	66%	66%	66%
Teng Hu ⓘ	1099	43%	43%	87%	43%	43%	43%	43%	87%	87%	87%
Pedro Amorim ⓘ	Corp to Corp	98%	98%	42%	98%	98%	98%	98%	42%	42%	42%
Tua Manuera ⓘ	1099	76%	76%	63%	76%	76%	76%	76%	63%	63%	63%

OGantry ☰

- Project Staffing & Estimating ▼
- Utilization Management** ▲
 - Manage Utilization
 - Bench Report**
 - Open Position Report
 - Variance Report
- Financial Forecasting ▼
- Tracking Actuals ▼
- Security & Domains ▼
- Administration ▼
- Reports** ▲
 - P&L Report
 - Bench Report
 - Open Positions Report

© OGantry 2021

Bench Report

Employee Name ⌵	Consultant Type ⌵	Oct 20 ⌵	Nov 20 ⌵	Dec 20 ⌵	Jan 21 ⌵	Feb 21 ⌵
Daisy Murphy ⓘ	W2	43%	97%	97%	97%	97%
Erika Mateo ⓘ	W2	76%	76%	66%	76%	50%
Teng Hu ⓘ	1099	43%	43%	87%	43%	43%
Pedro Amorim ⓘ	Corp to Corp	98%	98%	42%	98%	98%
Tua Manuera ⓘ	1099	76%	76%	63%	76%	76%

Apply Filter ✕

Employee Group

Select ▼

Consultant Type

Select ▼

Location

Select ▼

Employee Role

Select ▼

Start Date – End Date

09/28/2020 09/28/2020 📅

Reset

Apply

The screenshot displays the OGantry application interface. On the left is a dark sidebar with a navigation menu. The main content area shows a 'Bench Report' table with columns for months from Oct 20 to Jul 21. A modal dialog titled 'Save Filter Group' is open in the center, featuring a text input field with a placeholder 'e.g. New York Group' and 'Cancel' and 'Save' buttons.

OGantry ☰

Project Staffing & Estimating ▾

Utilization Management ▴

- Manage Utilization
- Bench Report**
- Open Position Report
- Variance Report

Financial Forecasting ▾

Tracking Actuals ▾

Security & Domains ▾

Administration ▾

Reports ▴

- P&L Report
- Bench Report
- Open Positions Report

© OGantry 2021

Bench Report

Export Report ▾ 📄 🔍

Employee Name ▾	Consultant Type ▾	Oct 20 ▾	Nov 20 ▾	Dec 20 ▾	Jan 21 ▾	Feb 21 ▾	Mar 21 ▾	Apr 21 ▾	May 21 ▾	Jun 21 ▾	Jul 21 ▾
Daisy Murphy 👤	W2	43%	97%	97%	97%	97%	43%	97%	97%	97%	97%
Erika Mateo 👤	W2	76%	76%	66%	76%	50%	76%	50%	66%	66%	66%
Teng Hu 👤	1099	76%	76%	66%	76%	50%	43%	43%	87%	87%	87%
Pedro Amorim 👤	Corp to C	76%	76%	66%	76%	50%	98%	98%	42%	42%	42%
Tua Manuera 👤	1099	76%	76%	66%	76%	50%	76%	76%	63%	63%	63%

Save Filter Group

✕

e.g. New York Group

Cancel Save

OGantry ☰

Project Staffing & Estimating ▾

Utilization Management ▴

- Manage Utilization
- Bench Report**
- Open Position Report
- Variance Report

Financial Forecasting ▾

Tracking Actuals ▾

Security & Domains ▾

Administration ▾

Reports ▴

- P&L Report
- Bench Report
- Open Positions Report

© OGantry 2021

Bench Report Export Report ▾ 📄 🔍

Employee Name	Consultant Type	Oct 20	Nov 20	Dec 20	Jan 21	Feb 21	Mar 21	Apr 21	May 21	Jun 21	Jul 21
Daisy Murphy	W2	43%	97%	97%	97%	97%	43%	97%	97%	97%	97%
Erika Mateo	W2	76%	76%	66%	76%	50%	76%	50%	66%	66%	66%
Teng Hu	1099	76%	76%	66%	76%	50%	43%	43%	87%	87%	87%
Pedro Amorim	Corp to C	76%	76%	66%	76%	50%	98%	98%	42%	42%	42%
Tua Manuera	1099	76%	76%	66%	76%	50%	76%	76%	63%	63%	63%

Filter Group ✕

Select ▾

Cancel Save



OGantry ☰

- Project Staffing & Estimating ▼
- Utilization Management** ▲
 - Manage Utilization
 - Bench Report**
 - Open Position Report
 - Variance Report
- Financial Forecasting ▼
- Tracking Actuals ▼
- Security & Domains ▼
- Administration ▼
- Reports** ▲
 - P&L Report
 - Bench Report
 - Open Positions Report

© OGantry 2021

Bench Report

Export Report ▼ 📄 🔍

Applied Filters: Employee: Marysa Labrone ✕ Employee Group: Web Dev. Group ✕ Date Range: 04/23/2020 - 10/23/2020 📄 🔄

Employee Name ⬇	Consultant Type ⬇	Oct 20 ⬇	Nov 20 ⬇	Dec 20 ⬇	Jan 21 ⬇	Feb 21 ⬇	Mar 21 ⬇	Apr 21 ⬇	May 21 ⬇	Jun 21 ⬇	Jul 21
Daisy Murphy 👤	W2	43%	97%	97%	97%	97%	43%	97%	97%	97%	97%
Erika Mateo 👤	W2	76%	76%	66%	76%	50%	76%	50%	66%	66%	66%
Teng Hu 👤	1099	43%	43%	87%	43%	43%	43%	43%	87%	87%	87%
Pedro Amorim 👤	Corp to Corp	98%	98%	42%	98%	98%	98%	98%	42%	42%	42%
Tua Manuera 👤	1099	76%	76%	63%	76%	76%	76%	76%	63%	63%	63%

OGantry ☰

Project Staffing & Estimating ^

- Manage Clients
- Create Client
- Manage Projects
- Create Project

Utilization Management ^

Financial Forecasting ^

Tracking Actuals ^

Security & Domains ^

Administration ^

1 Project Setup **2 Position Setup** **3 Financial Review**

Create Project ▾

Client

Client name ▾

Project

e.g. Mobile Application

Project description

Type description here..

Bill Rate

Fixed bid Run Rate (Week/Month) Time & Materials

Assign user as per week or month basis and based on that bill rate will be calculated.

Weekly Monthly

\$ 00,000

Create Project

Contact Person ▾

Project Expense ▾

Next

2020 © OGantry

OGantry ☰

Project Staffing & Estimating ^

- Manage Clients
- Create Client
- Manage Projects
- Create Project

Utilization Management v

Financial Forecasting v

Tracking Actuals v

Security & Domains v

Administration v

1 Project Setup **2 Position Setup** **3 Financial Review**

Create Project v

Client

Sunflower Labs v

Project

Web & Mobile App (Flutter)

Project description

Design a latest Website and Mobile app with latest Flutter version

Bill Rate

Fixed bid Run Rate (Week/Month) Time & Materials

Assign user as per week or month basis and based on that bill rate will be calculated.

Weekly Monthly

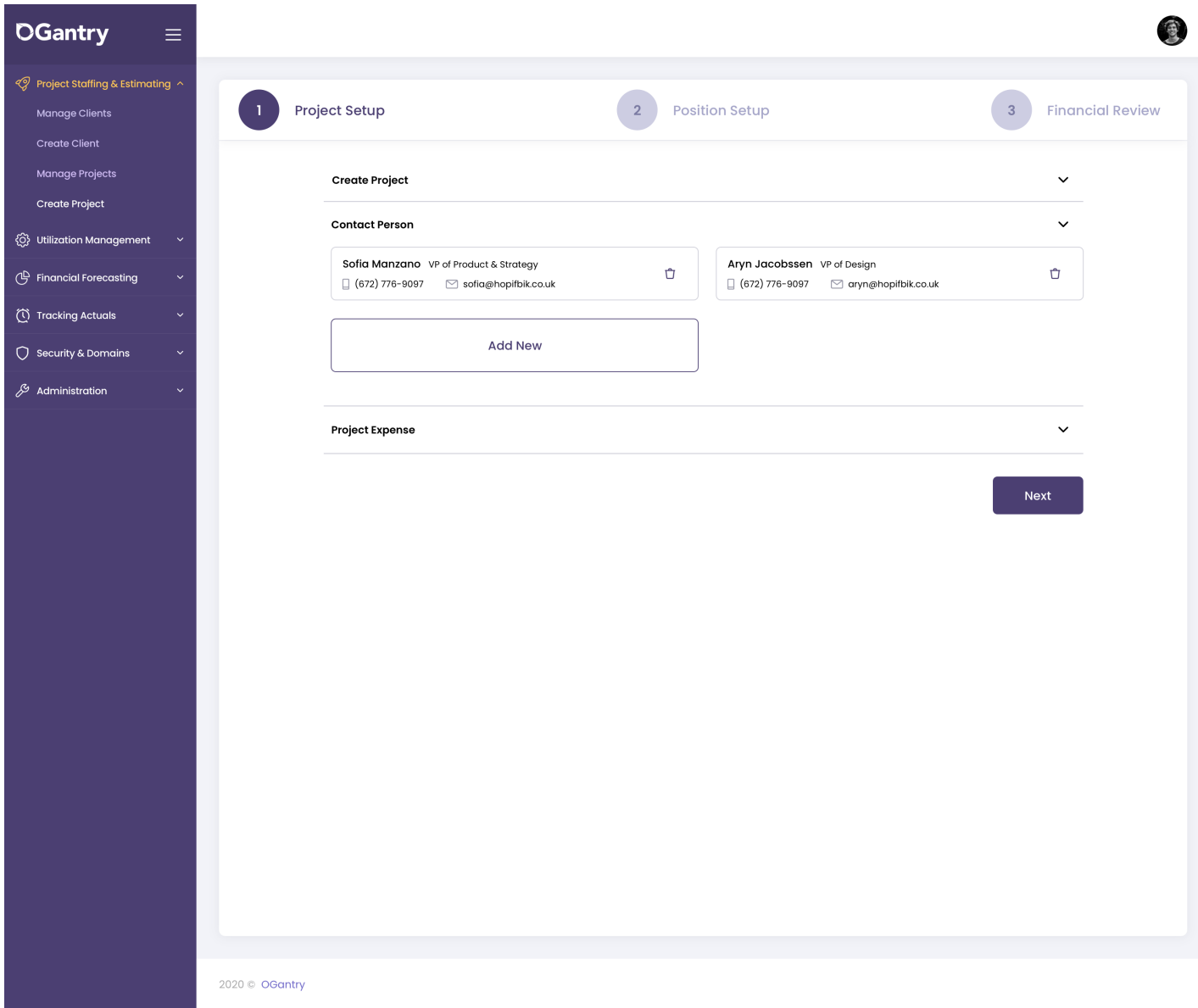
\$ 2,85,000

Contact Person v

Project Expense v

Next

2020 © OGantry



OGantry ☰

Project Staffing & Estimating ^

- Manage Clients
- Create Client
- Manage Projects
- Create Project

Utilization Management v

Financial Forecasting v

Tracking Actuals v

Security & Domains v

Administration v

1 Project Setup **2 Position Setup** **3 Financial Review**

Create Project v

Contact Person v

Project Expense v

+ Type	Cost	Description	Expense Type	Month/Year	Actions
Type v	\$000	Description	ExpenseType v	Month/Year	🗑️
Daily	\$100	Test Description	Meals		⋮
Daily	\$100	Test Description	Refreshments		⋮
Daily	\$100	Test Description	Transport		⋮

Next

2020 © OGantry



OGantry

- Project Staffing & Estimating
- Utilization Management
- Financial Forecasting
- Tracking Actuals
- Security & Domains
- Administration**
- Manage Employee
- Manage Client Group
- Manage Expense Type
- Manage Work Exception Type
- Manage Work Exceptions
- Manage Employee Type
- Manage Employee Role
- Manage Role
- Manage Benchmarks

Employee [Add](#)

Add, update or archive your employee

Name	Role Position	Email	Start Date	End Date	Availability	Type	Cost	Region	Travel %	Status	Actions
<input type="text" value="Name"/>	<input type="text" value="Select"/>	<input type="text"/>	<input type="text"/>	<input type="text"/>	<input type="text" value="Daily Hrs"/>	<input type="text" value="Select"/>	<input type="text" value="\$000"/>	<input type="text" value="Select"/>	<input type="text" value="00%"/>	<input type="text" value="Status"/>	
Harmen Porter	UI/UX Designer	wajupzed@bow.io	08-16-2020	10-04-2020	8 hrs	1099	\$2,500	Burundi	25%	Active	
Diana Campos	Delivery Lead	wajupzed@bow.io	10-06-2020	02-03-2020	2 hrs	W2 Hourly	\$250	Argentina	75%	Inactive	
Gypsy Hardinge	Java Developer	wajupzed@bow.io	08-22-2020	03-31-2020	8 hrs	W2 Salary	\$3,000	Norway	20%	Active	
Alicia Stanger	Quality Assurance	wajupzed@bow.io	02-19-2020	03-05-2020	6 hrs	W2 Hourly	\$350	Qatar	10%	Active	

1 2 3 4 5 6 ...
5 Displaying 1 - 10 of 100 records

- OGantry
- Project Staffing & Estimating
- Utilization Management
- Financial Forecasting
- Tracking Actuals
- Security & Domains
- Administration
 - Manage Employee
 - Manage Client Group
 - Manage Expense Type
 - Manage Work Exception Type
 - Manage Work Exceptions
 - Manage Employee Type
 - Manage Employee Role
 - Manage Role
 - Manage Benchmarks

Create Employee

Add, update or archive your employee

Create Another Cancel Save

First Name **Last Name**

Email address **Role Position**

Set Status Active Inactive

Region **Travel %** %

Start - End Date **Availability** **Employee Type** **Cost / Salary**

2020 © OGantry

OGantry

- Project Staffing & Estimating
- Utilization Management
- Financial Forecasting
- Tracking Actuals
- Security & Domains
- Administration**
- Manage Employee
- Manage Client Group
- Manage Expense Type
- Manage Work Exception Type
- Manage Work Exceptions
- Manage Employee Type
- Manage Employee Role
- Manage Role
- Manage Benchmarks

© OGantry 2021



Employee

Add New

First Name	Last Name	Skill Set	Email	Start Date	Availability	Type	Cost	Region	Actions
<input type="text" value="First Name"/>	<input type="text" value="Last Name"/>	<input type="text" value="Select"/>	<input type="text"/>	<input type="text" value="Start Date"/>	<input type="text" value="Daily Hrs"/>	<input type="text" value="Select"/>	<input type="text" value="\$000"/>	<input type="text" value="Select"/>	
Harmen	Porter	Engineer	wajupzed@bow.io	08-16-2020	8 hrs	1099	\$2,500	Burundi	
Diana	Campos	Delivery, Experience	wajupzed@bow.io	10-06-2020	2 hrs	W2 Hourly	\$250	Argentina	
Gypsy	Hardinge	-	wajupzed@bow.io	08-22-2020	8 hrs	W2 Salary	\$3,000	Norway	
Alicia	Stanger	Experience	wajupzed@bow.io	02-19-2020	6 hrs	W2 Hourly	\$350	Qatar	

OGantry

- Project Staffing & Estimating
- Utilization Management
- Financial Forecasting
- Tracking Actuals
- Security & Domains
- Administration**
- Manage Employee
- Manage Client Group
- Manage Expense Type
- Manage Work Exception Type
- Manage Work Exceptions
- Manage Employee Type
- Manage Employee Role
- Manage Role
- Manage Benchmarks

© OGantry 2021



Create Employee

First Name	<input type="text" value="John"/>	Last Name	<input type="text" value="Doe"/>
Email Address	<input type="text" value="example@company.com"/>	Skill Set	<input type="text" value="Select"/>
Region	<input type="text" value="Select"/>	Travel %	<input type="text" value="00"/> %
		Utilization Target	<input type="text" value="100"/> %
Start Date	<input type="text" value="Select Date"/>	Availability	<input type="text" value="8"/> Hrs
		Employee Type	<input type="text" value="Select"/>
		Hourly Cost	<input type="text" value="\$ 00"/>

Terminate Employee
You can not undo this action once you terminate this employee

End Date

The screenshot shows the 'Create Employee' form in the OGantry application. The form includes fields for First Name (John), Last Name (Doe), Email Address (example@company.com), and Skill Set (Select). It also has fields for Region (Select), Utilization Target (100%), Start Date (8 Hrs), and Hourly Cost (\$ 00). A 'Warning' dialog box is overlaid on the form, asking 'Are you certain that you want to terminate this employee? This action cannot be reversed.' with 'Yes' and 'No' buttons. The 'Terminate Employee' section is checked, and the 'End Date' field is also visible. The left sidebar contains navigation options like 'Project Staffing & Estimating', 'Utilization Management', 'Financial Forecasting', 'Tracking Actuals', 'Security & Domains', and 'Administration'.

OGantry

- Project Staffing & Estimating
- Utilization Management
- Financial Forecasting
- Tracking Actuals
- Security & Domains
- Administration**
- Manage Employee
- Manage Client Group
- Manage Expense Type
- Manage Work Exception Type
- Manage Work Exceptions
- Manage Employee Type
- Manage Employee Role
- Manage Role
- Manage Benchmarks

© OGantry 2021

Employee Add New

First Name	Last Name	Skill Set	Email	Start Date	Availability	Type	Cost	Region	Actions
<input type="text" value="First Name"/>	<input type="text" value="Last Name"/>	<input type="text" value="Select"/>	<input type="text"/>	<input type="text" value="Start Date"/>	<input type="text" value="Daily Hrs"/>	<input type="text" value="Select"/>	<input type="text" value="\$000"/>	<input type="text" value="Select"/>	
Harmen	Porter	Engineer	wajupzed@bow.io	08-16-2020	8 hrs	1099	\$2,500	Burundi	
Diana	Campos	Delivery, Experience	wajupzed@bow.io	10-06-2020	2 hrs	W2 Hourly	\$250		
Gypsy	Hardinge	-	wajupzed@bow.io	08-22-2020	8 hrs	W2 Salary	\$3,000	Norway	
Alicia	Stanger	Experience	wajupzed@bow.io	02-19-2020	6 hrs	W2 Hourly	\$350	Qatar	

Edit Employee Details

Edit Employee Cost

Terminate Employee

1 2 3 4 5 6 ... > >

5 Displaying 1 - 10 of 100 records

OGantry 


-  Project Staffing & Estimating ▾
-  Utilization Management ▾
-  Financial Forecasting ▾
-  Tracking Actuals ▾
-  Security & Domains ▾
-  **Administration** ▲
 - Manage Employee
 - Manage Client Group
 - Manage Expense Type
 - Manage Work Exception Type
 - Manage Work Exceptions
 - Manage Employee Type
 - Manage Employee Role
 - Manage Role
 - Manage Benchmarks

© OGantry 2021




Edit Employee Details

Cancel Save

First Name	Last Name		
<input type="text" value="Harmen"/>	<input type="text" value="Porter"/>		
Email Address	Skill Set		
<input type="text" value="harmen.porter@gmail.com"/>	<input type="text" value="Delivery"/> <input type="text" value="Engineer"/>		
Region	Travel %	Utilization Target	
<input type="text" value="All"/>	<input type="text" value="100%"/> %	<input type="text" value="100%"/> %	
Start Date	Availability	Employee Type	Hourly Cost
<input type="text" value="03/31/2021"/> 	<input type="text" value="8"/> Hrs	<input type="text" value="Hourly"/>	<input type="text" value="\$ 150.00"/>

OGantry 

-  Project Staffing & Estimating 
-  Utilization Management 
-  Financial Forecasting 
-  Tracking Actuals 
-  Security & Domains 
-  **Administration** 
- Manage Employee
- Manage Client Group
- Manage Expense Type
- Manage Work Exception Type
- Manage Work Exceptions
- Manage Employee Type
- Manage Employee Role
- Manage Role
- Manage Benchmarks


© OGantry 2021



Edit Employee Cost Cancel Save

Warning : This will impact any project that the employee is currently assigned to and the resulting changes cannot be reversed!

Harmen Porter
Delivery, Engineer

Hourly Cost	Effective Date
\$ 150.00	03/31/2021 

The screenshot displays the OGantry application interface. On the left is a dark purple sidebar with the OGantry logo and a menu of options including 'Project Staffing & Estimating', 'Utilization Management', 'Financial Forecasting', 'Tracking Actuals', 'Security & Domains', and 'Administration'. The 'Administration' section is expanded, showing options like 'Manage Employee', 'Manage Client Group', 'Manage Expense Type', 'Manage Work Exception Type', 'Manage Work Exceptions', 'Manage Employee Type', 'Manage Employee Role', 'Manage Role', and 'Manage Benchmarks'. The main content area is titled 'Edit Employee Cost' and features a 'Cancel' button and a 'Save' button. A warning message is displayed: 'Warning : This will impact any project that the employee is currently assigned to and the resulting changes cannot be reversed!'. Below this, the employee's name 'Harmen Porter' and role 'Delivery, Engineer' are shown. The 'Hourly Cost' is set to '\$ 150.00' and the 'Effective Date' field is empty. A modal dialog box is open in the center, titled 'Warning', with the text: 'Are you certain that you want to update this employee's hourly cost? This will impact any project that the employee is currently assigned to and the resulting changes cannot be reversed!'. The dialog has 'No' and 'Yes' buttons.

OGantry 

-  Project Staffing & Estimating 
-  Utilization Management 
-  Financial Forecasting 
-  Tracking Actuals 
-  Security & Domains 
-  **Administration** 
- Manage Employee
- Manage Client Group
- Manage Expense Type
- Manage Work Exception Type
- Manage Work Exceptions
- Manage Employee Type
- Manage Employee Role
- Manage Role
- Manage Benchmarks

© OGantry 2021



Terminate Employee

Cancel

Terminate

Warning : You will not be able to make any additional edits to the employee record and all impacted projects will be adjusted. This action cannot be reversed!

Harmen Porter
Delivery, Engineer

End Date

12/31/2021



The screenshot displays the OGantry application interface. On the left is a dark sidebar with a navigation menu. The main content area is titled "Terminate Employee" and features a "Warning" banner at the top: "Warning : You will not be able to make any additional edits to the employee record and all impacted projects will be adjusted. This action cannot be reversed!". Below this, the employee's name "Harmen Porter" and role "Delivery, Engineer" are shown. An "End Date" field is set to "03/31/2021" with a calendar icon. A modal dialog box is open in the center, titled "Warning", with the text: "Are you certain that you want to terminate this employee? You will not be able to make any additional edits to the employee record and all impacted projects will be adjusted. This action cannot be reversed!". The dialog has "No" and "Yes" buttons. In the top right of the main area, there are "Cancel" and "Terminate" buttons. The sidebar menu includes items like "Project Staffing & Estimating", "Utilization Management", "Financial Forecasting", "Tracking Actuals", "Security & Domains", and "Administration" (expanded to show "Manage Employee", "Manage Client Group", etc.). The footer of the sidebar contains "© OGantry 2021".

OGantry

Project Staffing & Estimating

- Manage Clients
- Create Client
- Manage Projects
- Create Project
- Utilization Management
- Financial Forecasting
- Tracking Actuals
- Security & Domains
- Administration

1 Project Setup 2 Position Setup 3 Financial Review

Create Project

Client

New Client Existing Client

Select Client

Billing Type

Fixed Bid Team Rate(Week/Month) Time & Materials

Assign user as per week or month basis and based on selection, the bill rate will be calculated.

Weekly Monthly

Project

e.g. Mobile Application \$

Project Description

Type Description Here..

Project Status

Select Status

Create Project

Contacts

Project Expense

Enter project level expenses here. Position/employee level expenses can be added during position setup.

Type	Cost	Description	Expense Type	Month/Year	Actions
Daily	\$100	Coffee and snacks	Refreshments		
Daily	\$100	Taxi fare	Transport		

You cannot add project level expenses until at least one position has been created.

Position Setup

Next

2020 © OGantry

OGantry

Project Staffing & Estimating

- Manage Clients
- Create Client
- Manage Projects
- Create Project

Utilization Management

Financial Forecasting

Tracking Actuals

Security & Domains

Administration

1 Project Setup

2 Position Setup

3 Financial Review

Create Project

Client

New Client Existing Client

Sunflower Lab

Billing Type

Fixed Bid Team Rate(Week/Month) Time & Materials

Assign user as per week or month basis and based on selection, the bill rate will be calculated.

Weekly Monthly

Project

Web & Mobile App (Flutter)

\$

Project Description

Design a latest Website and Mobile app with latest Flutter version

Project Status

Draft

Save Changes

Contacts

Project Expense

Enter project level expenses here. Position/employee level expenses can be added during position setup.

Type	Cost	Description	Expense Type	Month/Year	Actions
Type	Cost	Description	ExpenseType	Month/Year	
Daily	\$100	Test Description	Meals		
Daily	\$100	Test Description	Refreshments		
Daily	\$100	Test Description	Transport		

Next

2020 © OGantry

OGantry

- Project Staffing & Estimating
 - Manage Clients
 - Create Client
 - Manage Projects
 - Create Project
- Utilization Management
- Financial Forecasting
- Tracking Actuals
- Security & Domains
- Administration

1 Project Setup
 2 Position Setup
 3 Financial Review

Create Project

Client

New Client Existing Client

Sunflower Lab

Billing Type

Fixed Bid Team Rate(Week/Month) Time & Materials

Assign user as per week or month basis and based on selection, the bill rate will be calculated.

Weekly Monthly

Project

Web & Mobile App (Flutter)

Project Description

Design a latest Website and Mobile app with latest Flutter version

Project Status

Draft

[Save Changes](#)

Contacts

Sofia Manzano VP of Product & Strategy

(672) 776-8097 sofia@hopitbik.co.uk

Aryn Jacobsen VP of Design

(672) 776-8097 aryn@hopitbik.co.uk

[+ Add New](#)

Project Expense

Enter project level expenses here. Position/employee level expenses can be added during position setup.

Type	Cost	Description	Expense Type	Month/Year	Actions
<input type="text" value="Type"/>	<input type="text" value="\$100"/>	<input type="text" value="Test Description"/>	<input type="text" value="Meals"/>	<input type="text" value="Month/Year"/>	<input type="button" value="edit"/> <input type="button" value="delete"/>
Daily	\$100	Test Description	Meals		⋮
Daily	\$100	Test Description	Refreshments		⋮
Daily	\$100	Test Description	Transport		⋮

[Next](#)

2020 © OGantry

InVision / Prototyping, Collaboration & Workflow for Designers.

Exported on 12/29/2024 at 6:29pm 159 of 296

OGantry

Project Staffing & Estimating

Manage Clients

Create Client

Manage Projects

Create Project

Utilization Management

Financial Forecasting

Tracking Actuals

Security & Domains

Administration

1 Project Setup

2 Position Setup

3 Financial Review

Create Project

Client

New Client Existing Client

Sunflower Lab

Billing Type

Fixed Bid Team Rate(Week/Month) Time & Materials

Assign user as per week or month basis and based on selection, the bill rate will be calculated.

Weekly Monthly

Project

Web & Mobile App (Flutter)

\$

Project Description

Design a latest Website and Mobile app with latest Flutter version

Project Status

Draft

Save Changes

Contacts

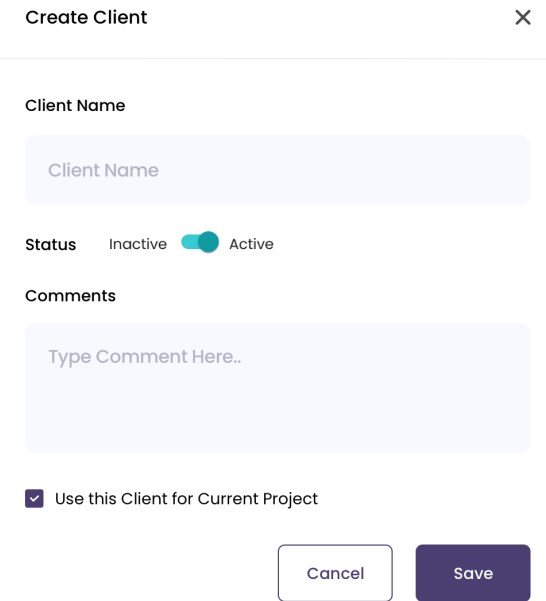
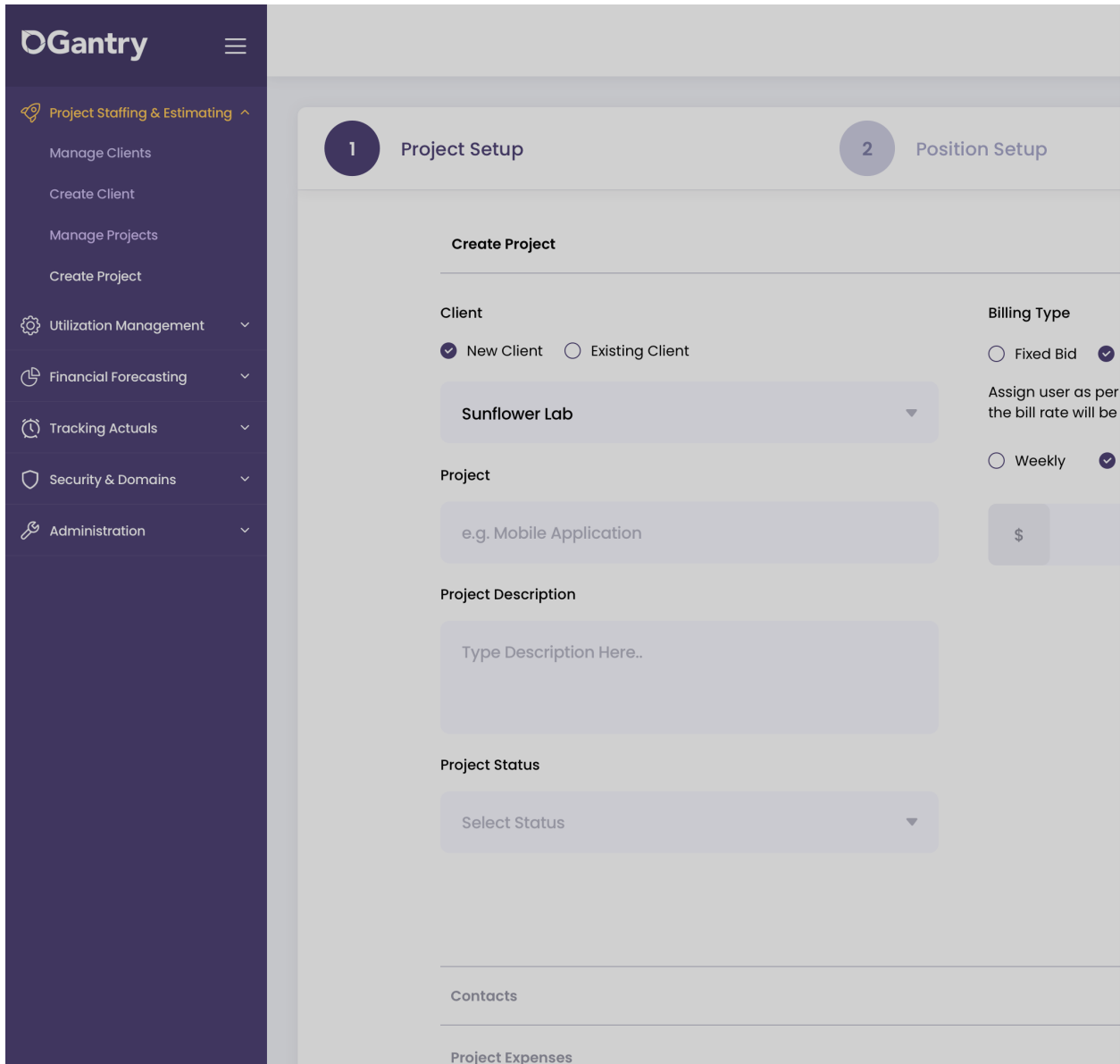
Project Expense

Enter project level expenses here. Position/employee level expenses can be added during position setup.

Type	Cost	Description	Expense Type	Month/Year	Actions
<input type="text" value="Type"/>	<input type="text" value="Cost"/>	<input type="text" value="Description"/>	<input type="text" value="ExpenseType"/>	<input type="text" value="Month/year"/>	<input type="button" value="🗑️"/>
Daily	\$100	Test Description	Meals		⋮
Daily	\$100	Test Description	Refreshments		⋮
Daily	\$100	Test Description	Transport		⋮

Next

2020 © OGantry



OGantry ☰

Project Staffing & Estimating ^

- Manage Clients
- Create Client
- Manage Projects
- Create Project

Utilization Management ^

Financial Forecasting ^

Tracking Actuals ^

Security & Domains ^

Administration ^

1 Project Setup **2 Position Setup** **3 Financial Review**

Create Project ▾

Client

New Client Existing Client

Sunflower Lab ▾

Project

e.g. Mobile Application

Project Description

Type Description Here..

Project Status

Select Status ▾

Billing Type

Fixed Bid Team Rate (Week/Month) Time & Materials

Assign user as per week or month basis and based on selection, the bill rate will be calculated.

Weekly Monthly

\$

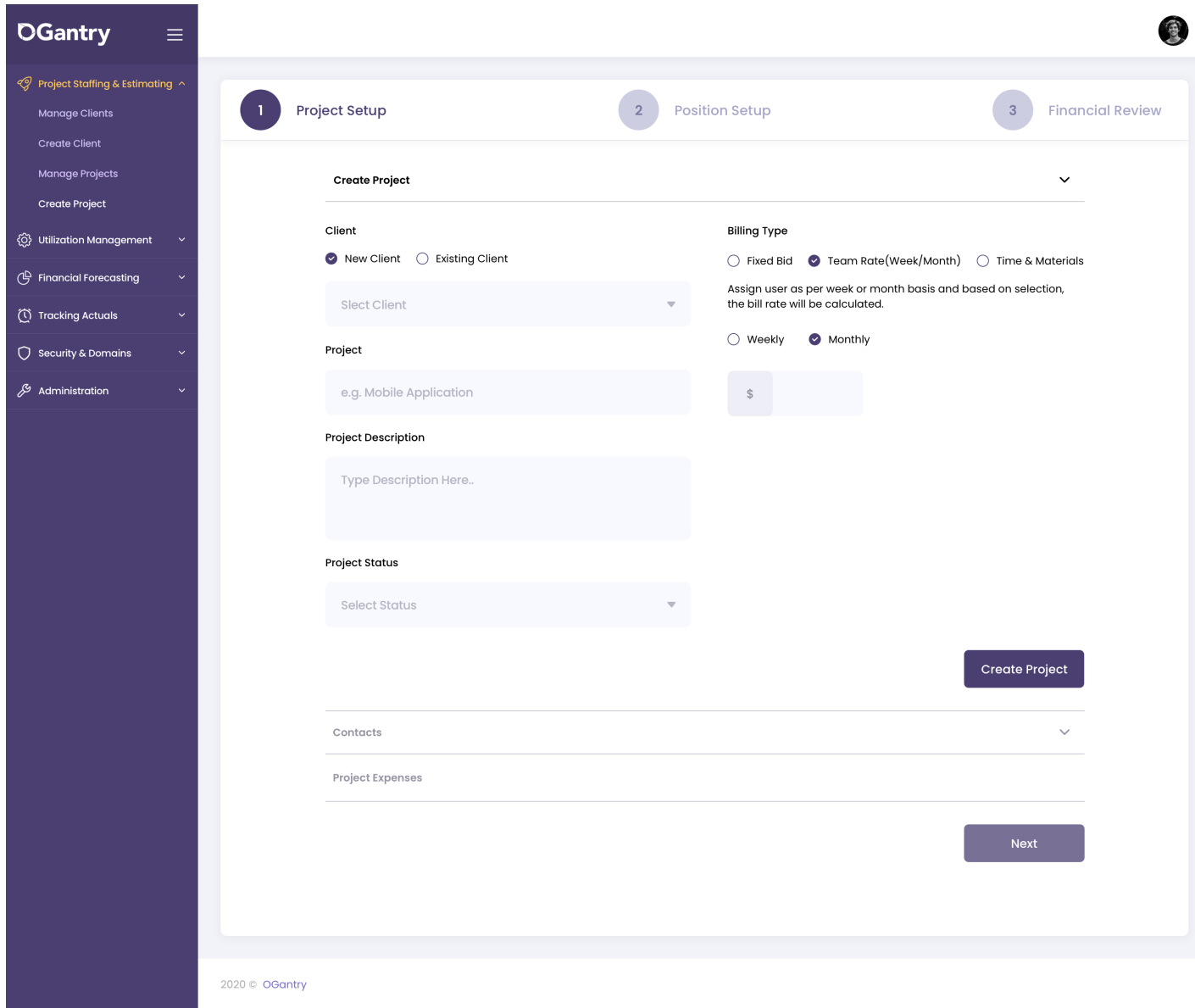
Create Project

Contacts ▾

Project Expenses

Next

2020 © OGantry



The screenshot displays the OGantry application interface. On the left is a dark purple sidebar with the OGantry logo and a menu containing: Project Staffing & Estimating (with a sub-menu: Manage Clients, Create Client, Manage Projects, Create Project), Utilization Management, Financial Forecasting, Tracking Actuals, Security & Domains, and Administration. The main content area features a date picker with four components:

- Date Range**: Contains two calendar pickers. The first is for the **Start Date** (June 2021) with the 6th selected. The second is for the **End Date** (July 2021) with the 15th selected. Both have "CLEAR" buttons below them.
- Select Date**: A calendar for June 2021 with the 6th selected and a "CLEAR" button below.
- Select Year & Month**: A grid of months for the year 2021 (JAN, FEB, MAR, APR, MAY, JUN, JUL, AUG, SEP, OCT, NOV, DEC) with a "CLEAR" button below.

At the bottom left of the main content area, it says "2020 © OGantry".

OGantry

- Project Staffing & Estimating ^
- Manage Clients
- Create Client
- Manage Projects
- Create Project
- Utilization Management v
- Financial Forecasting v
- Tracking Actuals v
- Security & Domains v
- Administration v


© OGantry 2021




Manage Projects Add New

Project	Client	Start Date	End Date	Bill Type	Revenue	Expense	Cost	Margin	Status	Actions
<input type="text" value="Project Name"/>	<input type="text" value="Client Name"/>	<input type="text" value="Start Date"/>	<input type="text" value="End Date"/>						<input type="text" value="Select"/>	
Atom Solutions	Admin Portal Integration	06/08/2021	08/08/2021	Time & Materials	\$25,000	\$4,000	\$2,500	25%	Draft	
Trifox Solutions Inc.	E-Commernce Website and Application	06/08/2021	08/08/2021	Fixed	\$60,000	\$8,000	\$15,500	40%	Booked	
Sunflower Labs	Flutter Mobile App	06/08/2021	08/08/2021	Time & Materials	\$22,000	\$3,200	\$4,200	30%	Draft	
Creative Ninja Co.	iOS / Android Mobile App	06/08/2021	08/08/2021	Fixed	\$28,000	\$4,500	\$5,000	15%	Draft	
Sunflower Labs	Flutter Mobile App	06/08/2021	08/08/2021	Time & Materials	\$22,000	\$3,200	\$4,200	30%	Draft	
Creative Ninja Co.	iOS / Android Mobile App	06/08/2021	08/08/2021	Fixed	\$28,000	\$4,500	\$5,000	15%	Draft	
Sunflower Labs	Flutter Mobile App	06/08/2021	08/08/2021	Time & Materials	\$22,000	\$3,200	\$4,200	30%	Draft	
Creative Ninja Co.	iOS / Android Mobile App	06/08/2021	08/08/2021	Fixed	\$28,000	\$4,500	\$5,000	15%	Draft	

1 2 3 4 5 6 ...
5 Displaying 1 - 10 of 100 records













- Project Staffing & Estimating
- Manage Clients
- Create Client
- Manage Projects
- Create Project
- Utilization Management
- Financial Forecasting
- Tracking Actuals
- Security & Domains
- Administration


Kymerli Cassidy


1 Project Setup
2 Position Setup
3 Financial Review

Project Name : DevX Duration : 06/08/2021 to 12/08/2021


\$25,000 Revenue	\$20,000 Direct Labor	\$20,000 Contract Labor	\$4,500 Open Position Labor	\$4,500 Expenses	\$7,500 Profit	25% Margin
----------------------------	---------------------------------	-----------------------------------	---------------------------------------	----------------------------	--------------------------	----------------------

+	Position Name	Assign Person	Skill Set	Allocation	Start Date	End Date	Hourly Cost	Expense	Hourly Bill Rate	Margin	Actions
	<input type="text" value="Position Name"/>	<input type="text" value="Assign to"/>	<input type="text" value="Skill Set"/>	<input type="text" value="0"/>	<input type="text" value="Start Date"/>	<input type="text" value="End Date"/>	<input type="text" value="Cost"/>		<input type="text" value="Hourly Bill Rate"/>		 
	Delivery Lead	John Cena	Delivery	8h	06/08/2021	08/08/2021	\$200		\$110		
	Quality Analyst	Beth Murphy	Engineer, Delivery	8h	06/08/2021	07/08/2021	\$250		\$110		
	UI/UX Designer	Ivan Cornejo	Delivery	8h	06/01/2021	07/02/2021	\$300	\$340	\$110		
	UI/UX Designer	Neville Griffin	Experience	8h	06/08/2021	08/08/2021	\$450		\$110		
	Delivery Lead	John Cena	Delivery	8h	06/08/2021	08/08/2021	\$200		\$110		
	Quality Analyst	Beth Murphy	Engineer, Delivery	8h	06/08/2021	07/08/2021	\$250		\$110		
	UI/UX Designer	Ivan Cornejo	Delivery	8h	06/01/2021	07/02/2021	\$300	\$340	\$110		
	UI/UX Designer	Neville Griffin	Experience	8h	06/08/2021	08/08/2021	\$450		\$110		

Prev
Next



- Project Staffing & Estimating
- Manage Clients
- Create Client
- Manage Projects
- Create Project
- Utilization Management
- Financial Forecasting
- Tracking Actuals
- Security & Domains
- Administration


Kymerli Cassidy


1 Project Setup
2 Position Setup
 3 Financial Review

Project Name : DevX Duration : 06/08/2021 to 12/08/2021


\$25,000 Revenue	\$20,000 Direct Labor	\$20,000 Contract Labor	\$4,500 Open Position Labor	\$4,500 Expenses	\$7,500 Profit	25% Margin
----------------------------	---------------------------------	-----------------------------------	---------------------------------------	----------------------------	--------------------------	----------------------

	Position Name	Assign Person	Skill Set	Allocation	Start Date	End Date	Hourly Cost	Expense	Hourly Bill Rate	Margin	Actions
+	<input type="text" value="Position Name"/>	<input type="text" value="Assign to"/>	<input type="text" value="Skill Set"/>	<input type="text" value="0"/>	<input type="text" value="Start Date"/>	<input type="text" value="End Date"/>	<input type="text" value="Cost"/>		<input type="text" value="Hourly Bill Rate"/>		🗑️
	Delivery Lead	John Cena	Delivery	8h	06/08/2021	08/08/2021	\$200		\$110		⋮
	Quality Analyst	Beth Murphy	Engineer, Delivery	8h	06/08/2021	07/08/2021	\$250		\$110		⋮
	UI/UX Designer	Ivan Cornejo	Delivery	8h	06/01/2021	07/02/2021	\$300	\$340	\$110		⋮
	UI/UX Designer	Neville Griffin	Experience	8h	06/08/2021	08/08/2021	\$450		\$110		⋮
	Delivery Lead	John Cena	Delivery	8h	06/08/2021	08/08/2021	\$200		\$110		⋮
	Quality Analyst	Beth Murphy	Engineer, Delivery	8h	06/08/2021	07/08/2021	\$250		\$110		⋮
	UI/UX Designer	Ivan Cornejo	Delivery	8h	06/01/2021	07/02/2021	\$300	\$340	\$110		⋮
	UI/UX Designer	Neville Griffin	Experience	8h	06/08/2021	08/08/2021	\$450		\$110		⋮

Prev
Next



- Project Staffing & Estimating
- Manage Clients
- Create Client
- Manage Projects
- Create Project
- Utilization Management
- Financial Forecasting
- Tracking Actuals
- Security & Domains
- Administration


Kymerli Cassidy

1 ✔ Project Setup
2 Position Setup
3 Financial Review


Project Name : DevX Duration : 06/08/2021 to 12/08/2021

\$25,000 Revenue	\$20,000 Direct Labor	\$20,000 Contract Labor	\$4,500 Open Position Labor	\$4,500 Expenses	\$7,500 Profit	25% Margin
---------------------	--------------------------	----------------------------	--------------------------------	---------------------	-------------------	---------------


Recalculating... Data Calculated as of 6/24/2021 at 10:25 pm

+	Position Name	Assign Person	Skill Set	Allocation	Start Date	End Date	Hourly Cost	Expense	Hourly Bill Rate	Margin	Actions
	<input type="text" value="Position Name"/>	<input type="text" value="Assign to"/>	<input type="text" value="Skill Set"/>	<input type="text" value="0"/>	<input type="text" value="Start Date"/>	<input type="text" value="End Date"/>	<input type="text" value="Cost"/>		<input type="text" value="Hourly Bill Rate"/>		
	Delivery Lead	John Cena	Delivery	8h	06/08/2021	08/08/2021	\$200		\$110		
	Quality Analyst	Beth Murphy	Engineer, Delivery	8h	06/08/2021	07/08/2021	\$250		\$110		
	UI/UX Designer	Ivan Cornejo	Delivery	8h	06/01/2021	07/02/2021	\$300	\$340	\$110		
	UI/UX Designer	Neville Griffin	Experience	8h	06/08/2021	08/08/2021	\$450		\$110		
	Delivery Lead	John Cena	Delivery	8h	06/08/2021	08/08/2021	\$200		\$110		
	Quality Analyst	Beth Murphy	Engineer, Delivery	8h	06/08/2021	07/08/2021	\$250		\$110		
	UI/UX Designer	Ivan Cornejo	Delivery	8h	06/01/2021	07/02/2021	\$300	\$340	\$110		
	UI/UX Designer	Neville Griffin	Experience	8h	06/08/2021	08/08/2021	\$450		\$110		

Prev
Next



- Project Staffing & Estimating
- Manage Clients
- Create Client
- Manage Projects
- Create Project
- Utilization Management
- Financial Forecasting
- Tracking Actuals
- Security & Domains
- Administration


Kymerli Cassidy


1 Project Setup
2 Position Setup
3 Financial Review

Project Name : DevX Duration : 06/08/2021 to 12/08/2021


-	-	-	-	-	-	-
Revenue	Direct Labor	Contract Labor	Open Position Labor	Expenses	Profit	Margin
Recalculating...						

	Position Name	Assign Person	Skill Set	Allocation	Start Date	End Date	Hourly Cost	Expense	Hourly Bill Rate	Margin	Actions
+	<input type="text" value="Position Name"/>	<input type="text" value="Assign to"/>	<input type="text" value="Skill Set"/>	<input type="text" value="0"/>	<input type="text" value="Start Date"/>	<input type="text" value="End Date"/>	<input type="text" value="Cost"/>		<input type="text" value="Hourly Bill Rate"/>		📄 🗑️
	Delivery Lead	John Cena	Delivery	8h	06/08/2021	08/08/2021	\$200		\$110		⋮
	Quality Analyst	Beth Murphy	Engineer, Delivery	8h	06/08/2021	07/08/2021	\$250		\$110		⋮
	UI/UX Designer	Ivan Cornejo	Delivery	8h	06/01/2021	07/02/2021	\$300	\$340	\$110		⋮
	UI/UX Designer	Neville Griffin	Experience	8h	06/08/2021	08/08/2021	\$450		\$110		⋮
	Delivery Lead	John Cena	Delivery	8h	06/08/2021	08/08/2021	\$200		\$110		⋮
	Quality Analyst	Beth Murphy	Engineer, Delivery	8h	06/08/2021	07/08/2021	\$250		\$110		⋮
	UI/UX Designer	Ivan Cornejo	Delivery	8h	06/01/2021	07/02/2021	\$300	\$340	\$110		⋮
	UI/UX Designer	Neville Griffin	Experience	8h	06/08/2021	08/08/2021	\$450		\$110		⋮

Prev
Next



- Project Staffing & Estimating
- Manage Clients
- Create Client
- Manage Projects
- Create Project
- Utilization Management
- Financial Forecasting
- Tracking Actuals
- Security & Domains
- Administration


Kymerli Cassidy

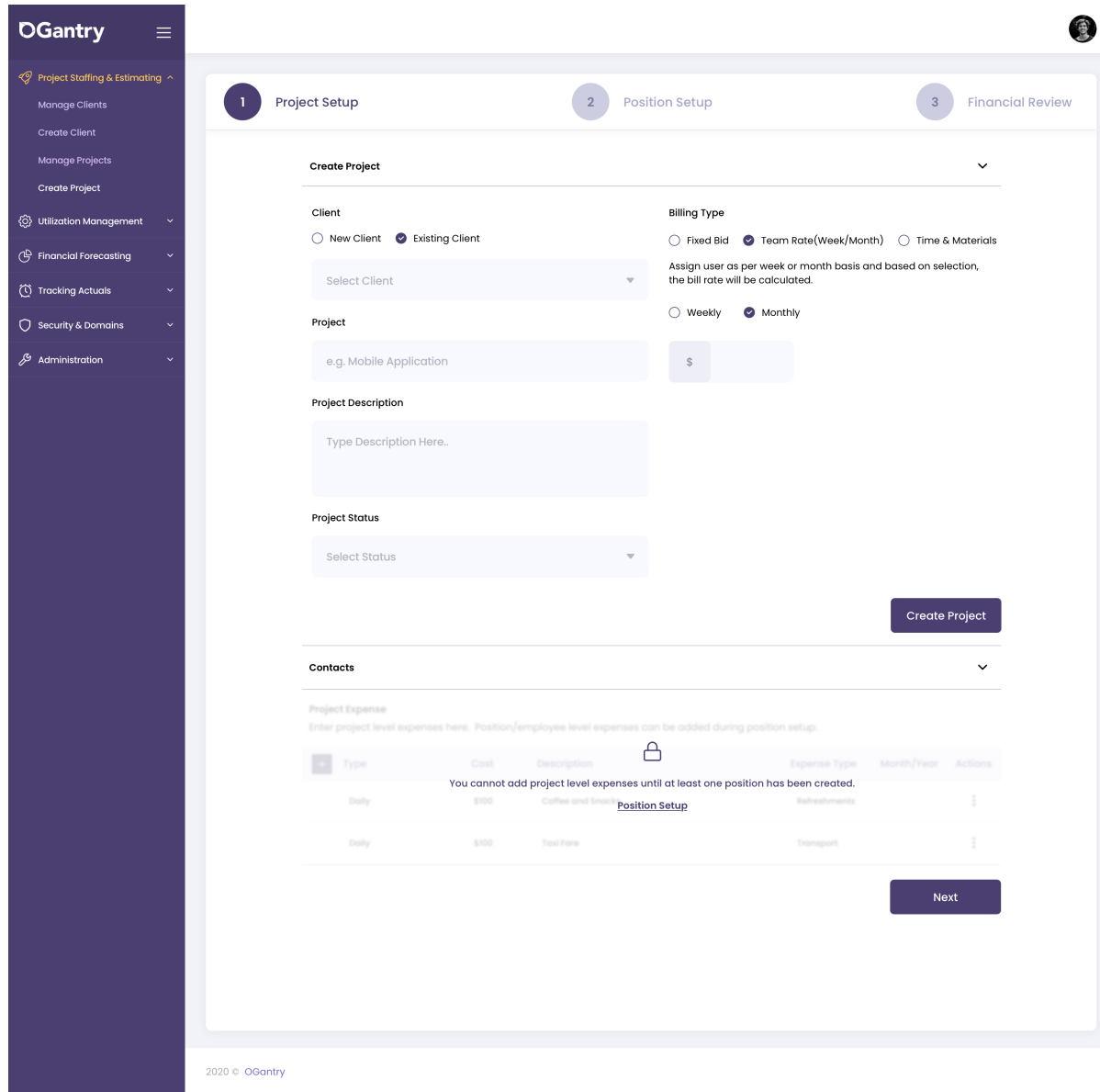
1 Project Setup
2 Position Setup
3 Financial Review


Project Name : DevX Duration : 06/08/2021 to 12/08/2021

\$25,000 Revenue	\$20,000 Direct Labor	\$20,000 Contract Labor	\$4,500 Open Position Labor	\$4,500 Expenses	\$7,500 Profit	25% Margin
----------------------------	---------------------------------	-----------------------------------	---------------------------------------	----------------------------	--------------------------	----------------------


+	Position Name	Assign Person	Skill Set	Allocation	Start Date	End Date	Hourly Cost	Expense	Hourly Bill Rate	Margin	Actions
	<input type="text" value="Position Name"/>	<input type="text" value="Assign to"/>	<input type="text" value="Skill Set"/>	<input type="text" value="0"/>	<input type="text" value="Start Date"/>	<input type="text" value="End Date"/>	<input type="text" value="Cost"/>		<input type="text" value="Hourly Bill Rate"/>		
	Delivery Lead	John Cena	Delivery	8h	06/08/2021	08/08/2021	\$200		\$110		
	Quality Analyst	Beth Murphy	Engineer, Delivery	8h	06/08/2021	07/08/2021	\$250		\$110		
	UI/UX Designer	Ivan Cornejo	Delivery	8h	06/01/2021	07/02/2021	\$300	\$340	\$110		
	UI/UX Designer	Neville Griffin	Experience	8h	06/08/2021	08/08/2021	\$450		\$110		
	Delivery Lead	John Cena	Delivery	8h	06/08/2021	08/08/2021	\$200		\$110		
	Quality Analyst	Beth Murphy	Engineer, Delivery	8h	06/08/2021	07/08/2021	\$250		\$110		
	UI/UX Designer	Ivan Cornejo	Delivery	8h	06/01/2021	07/02/2021	\$300	\$340	\$110		
	UI/UX Designer	Neville Griffin	Experience	8h	06/08/2021	08/08/2021	\$450		\$110		

Prev
Next





- Project Staffing & Estimating
- Manage Clients
- Create Client
- Manage Projects
- Create Project
- Utilization Management
- Financial Forecasting
- Tracking Actuals
- Security & Domains
- Administration


Kymerli Cassidy

1 Project Setup
2 Position Setup
 3 Financial Review

Project Name : DevX Duration : 06/08/2021 to 12/08/2021

\$25,000 Revenue	\$20,000 Direct Labor	\$20,000 Contract Labor	\$4,500 Open Position Labor	\$4,500 Expenses	\$7,500 Profit	25% Margin
----------------------------	---------------------------------	-----------------------------------	---------------------------------------	----------------------------	--------------------------	----------------------

+	Position Name	Assign Person	Skill Set	Allocation	Start Date	End Date	Hourly Cost	Expense	Hourly Bill Rate	Margin	Actions
	<input type="text" value="Position Name"/>	<input type="text" value="Assign to"/>	<input type="text" value="Skill Set"/>	<input type="text" value="0"/>	<input type="text" value="Start Date"/>	<input type="text" value="End Date"/>	<input type="text" value="Cost"/>		<input type="text" value="Hourly Bill Rate"/>		
	Delivery Lead		Delivery	8h	06/08/2021	08/08/2021	\$200		\$110		
	Quality Analyst	Beth Murphy	Engineer, Delivery	8h	06/08/2021	07/08/2021	\$250		\$110		
	UI/UX Designer	Ivan Cornejo	Delivery	8h	06/01/2021	07/02/2021	\$300	\$340	\$110		
	UI/UX Designer	Neville Griffin	Experience	8h	06/08/2021	08/08/2021	\$450		\$110		
	Delivery Lead	John Cena	Delivery	8h	06/08/2021	08/08/2021	\$200		\$110		
	Quality Analyst	Beth Murphy	Engineer, Delivery	8h	06/08/2021	07/08/2021	\$250		\$110		
	UI/UX Designer	Ivan Cornejo	Delivery	8h	06/01/2021	07/02/2021	\$300	\$340	\$110		
	UI/UX Designer	Neville Griffin	Experience	8h	06/08/2021	08/08/2021	\$450		\$110		

Prev
Next

Gantry

- Project Staffing & Estimating
- Manage Clients
- Create Client
- Manage Projects
- Create Project
- Utilization Management
- Financial Forecasting
- Administration
- Manage Employees
- Manage Daily Expense Types
- Manage Monthly Expense Types
- Manage Work Exceptions
- Manage Work Exception Types
- Manage Holidays

Hi, User UT

Project Management [Add New](#)

Client	Project	Start Date	End Date	Duration	Bill Type	Status	Actions
<input type="text"/>	<input type="text"/>	<input type="text" value="Filter"/>	<input type="text"/>			<input type="text" value="Status"/>	
Client1	PM Testing	09/01/2021	10/31/2021	4 Weeks	Time and Materials	Forecasted	
Client1	Testing45	09/01/2021	10/31/2021	0 Weeks	Time and Materials	Draft	
Client1	DELETE	09/01/2021	10/31/2021	12 Weeks	Fixed Bid	Draft	
Client1	Good Test Project	09/01/2021	10/31/2021	12 Weeks	Time and Materials	Draft	
Client1	A Check This Project for Termin	09/01/2021	10/31/2021	12 Weeks	Time and Materials	Draft	
Client1	TestAccordianDone	09/01/2021	10/31/2021	12 Weeks	Time and Materials	Draft	
client testing for wraptext and hover	Test345	09/01/2021	10/31/2021	12 Weeks	Fixed Bid	Draft	

1 2 3 4 5
Displaying 1 - 10 of 105 records

Gantry

- Project Staffing & Estimating
 - Manage Clients
 - Create Client
 - Manage Projects
 - Create Project
- Utilization Management
- Financial Forecasting
- Administration
 - Manage Employees
 - Manage Daily Expense Types
 - Manage Monthly Expense Types
 - Manage Work Exceptions
 - Manage Work Exception Types
 - Manage Holidays

Hi, User UT

Project Management

Add New

Client ↑	Project ↑↓	Start Date	End Date	Duration	Bill Type	Status ↑↓	Actions
<input type="text"/>	<input type="text"/>	<input type="text" value="Filter"/>	<input type="text"/>			<input type="text" value="Status"/>	
Client1	PM Testing						
Client1	Testing45						
Client1	DELETE						
Client1	Good Test Project						
Client1	A Check This Project for Termin						
Client1	TestAccordianDone						
client testing for wraptext and hover	Test345						

Between

Apr 2021

Su	Mo	Tu	We	Th	Fr	Sa
31	1	2	3	4	5	6
7	8	9	10	11	12	13
14	15	16	17	18	19	20
21	22	23	24	25	26	27
28	29	30	1	2	3	4

May 2021

Su	Mo	Tu	We	Th	Fr	Sa
28	29	30	1	2	3	4
5	6	7	8	9	10	11
12	13	14	15	16	17	18
19	20	21	22	23	24	25
26	27	28	29	30	31	1

Cancel Apply

<< < 1 2 3 4 5 > >> 10

Displaying 1 - 10 of 105 records

Gantry Project Management Add New

Client ↑	Project ↑↓	Start Date	End Date	Duration	Bill Type	Status ↑↓	Actions
<input type="text"/>	<input type="text"/>	Filter				Status	
Client1	PM Testing						
Client1	Testing45						
Client1	DELETE						
Client1	Good Test Project						
Client1	A Check This Project for Termin						
Client1	TestAccordianDone						
client testing for wraptext and hover	Test345						

Between

Before

Before or equal to

Equal to

After

After or equal to

Between

May 2021

21 22 23 24 25 26 27

28 29 30 1 2 3 4

28 29 30 1 2 3 4


21 22 23 24 25 26 27









28 29 30 1 2 3 4



Cancel Apply

<< < 1 2 3 4 5 > >> 10























Displaying 1 - 10 of 105 records






Gantry 


-  Project Staffing & Estimating 
- Manage Clients
- Create Client
- Manage Projects
- Create Project
-  Utilization Management 
-  Financial Forecasting 
-  Administration 
- Manage Employees
- Manage Daily Expense Types
- Manage Monthly Expense Types
- Manage Work Exceptions
- Manage Work Exception Types
- Manage Holidays









 Hi, User UT 



Project Management [Add New](#)

Client 	Project 	Start Date	End Date	Duration	Bill Type	Status 	Actions
<input type="text"/>	<input type="text"/>	Between 4/17 to 5/11/21 				Status 	  
Client1	PM Testing	09/01/2021	10/31/2021	4 Weeks	Time and Materials	Forecasted	 
Client1	Testing45	09/01/2021	10/31/2021	0 Weeks	Time and Materials	Draft	 
Client1	DELETE	09/01/2021	10/31/2021	12 Weeks	Fixed Bid	Draft	 
Client1	Good Test Project	09/01/2021	10/31/2021	12 Weeks	Time and Materials	Draft	 
Client1	A Check This Project for Termin	09/01/2021	10/31/2021	12 Weeks	Time and Materials	Draft	 
Client1	TestAccordianDone	09/01/2021	10/31/2021	12 Weeks	Time and Materials	Draft	 
client testing for wraptext and hover	Test345	09/01/2021	10/31/2021	12 Weeks	Fixed Bid	Draft	 
























  **1** 2 3 4 5   10 
Displaying 1 - 10 of 105 records






Gantry 

-  Project Staffing & Estimating 
 - Manage Clients
 - Create Client
 - Manage Projects
 - Create Project
-  Utilization Management 
-  Financial Forecasting 
-  Administration 
 - Manage Employees
 - Manage Daily Expense Types
 - Manage Monthly Expense Types
 - Manage Work Exceptions
 - Manage Work Exception Types
 - Manage Holidays

 Hi, User UT 

Project Management [Add New](#)

Client 	Project 	Start Date	End Date	Duration	Bill Type	Status 	Actions
<input type="text"/>	<input type="text"/>	12/17/2021 	Filter 			Status 	  
Client1	PM Testing	12/17/2021	01/17/2022	4 Weeks	Time and Materials	Forecasted	 
Client1	Testing45	12/17/2021	12/20/2021	0 Weeks	Time and Materials	Draft	 
Client1	DELETE	12/18/2021	03/18/2022	12 Weeks	Fixed Bid	Draft	 
Client1	Good Test Project	12/20/2021	03/20/2022	12 Weeks	Time and Materials	Draft	 
Client1	A Check This Project for Termin	12/20/2021	03/20/2022	12 Weeks	Time and Materials	Draft	 
Client1	TestAccordianDone	12/26/2021	03/26/2022	12 Weeks	Time and Materials	Draft	 
client testing for wraptext and hover	Test345	12/28/2021	03/28/2022	12 Weeks	Fixed Bid	Draft	 



1
2
3
4
5


10 
Displaying 1 - 10 of 105 records

Gantry ☰

- Project Staffing & Estimating ^
 - Manage Clients
 - Create Client
 - Manage Projects
 - Create Project
- Utilization Management v
- Financial Forecasting v
- Administration ^
 - Manage Employees
 - Manage Daily Expense Types
 - Manage Monthly Expense Types
 - Manage Work Exceptions
 - Manage Work Exception Types
 - Manage Holidays

Hi, User UT >

Project Management

Add New

Client ↑	Project ↑↓	Start Date	End Date	Duration	Bill Type	Status ↑↓	Actions
<input type="text"/>	<input type="text"/>	12/17/2021 ▾	04/17/2022 ▾			Status ▾	
Client1	PM Testing	12/17/2021	01/17/2022	4 Weeks	Time and Materials	Forecasted	
Client1	Testing45	12/17/2021	12/20/2021	0 Weeks	Time and Materials	Draft	
Client1	DELETE	12/18/2021	03/18/2022	12 Weeks	Fixed Bid	Draft	
Client1	Good Test Project	12/20/2021	03/20/2022	12 Weeks	Time and Materials	Draft	
Client1	A Check This Project for Termin	12/20/2021	03/20/2022	12 Weeks	Time and Materials	Draft	
Client1	TestAccordianDone	12/26/2021	03/26/2022	12 Weeks	Time and Materials	Draft	
client testing for wraptext and hover	Test345	12/28/2021	03/28/2022	12 Weeks	Fixed Bid	Draft	

<< < 1 2 3 4 5 > >> 10 ▾

Displaying 1 - 10 of 105 records

Gantry ☰

- Project Staffing & Estimating ^
 - Manage Clients
 - Create Client
 - Manage Projects
 - Create Project
- Utilization Management v
- Financial Forecasting v
- Administration ^
 - Manage Employees
 - Manage Daily Expense Types
 - Manage Monthly Expense Types
 - Manage Work Exceptions
 - Manage Work Exception Types
 - Manage Holidays

Hi, User UT >

Project Management Add New

Client ↑	Project ↑↓	Start Date	End Date	Duration	Bill Type	Status ↑↓	Actions
<input type="text"/>	<input type="text"/>	Filter v				Status v	
Client1	PM Testing	09/01/2021	10/31/2021	4 Weeks	Time and Materials	Forecasted	
Client1	Testing45	09/01/2021	10/31/2021	0 Weeks	Time and Materials	Draft	
Client1	DELETE	09/01/2021	10/31/2021	12 Weeks	Fixed Bid	Draft	
Client1	Good Test Project	09/01/2021	10/31/2021	12 Weeks	Time and Materials	Draft	
Client1	A Check This Project for Termin	09/01/2021	10/31/2021	12 Weeks	Time and Materials	Draft	
Client1	TestAccordianDone	09/01/2021	10/31/2021	12 Weeks	Time and Materials	Draft	
client testing for wraptext and hover	Test345	09/01/2021	10/31/2021	12 Weeks	Fixed Bid	Draft	

<< < 1 2 3 4 5 > >> 10 v

Displaying 1 - 10 of 105 records

Gantry ☰

- Project Staffing & Estimating
 - Manage Clients
 - Create Client
 - Manage Projects
 - Create Project
- Utilization Management
- Financial Forecasting
- Administration
 - Manage Employees
 - Manage Daily Expense Types
 - Manage Monthly Expense Types
 - Manage Work Exceptions
 - Manage Work Exception Types
 - Manage Holidays

Hi, User UT >

Project Management

[Add New](#)

Client ↑	Project ↑↓	Start Date	End Date	Duration	Bill Type	Status ↑↓	Actions
<input type="text"/>	<input type="text"/>	<input type="text" value="Filter"/>				<input type="text" value="Status"/>	
Client1	PM Testing				Time and Materials	Forecasted	
Client1	Testing45				Time and Materials	Draft	
Client1	DELETE				Fixed Bid	Draft	
Client1	Good Test Project				Time and Materials	Draft	
Client1	A Check This Project for Termin				Time and Materials	Draft	
Client1	TestAccordianDone				Time and Materials	Draft	
client testing for wraptext and hover	Test345				Fixed Bid	Draft	

Equal to


< December 2021 >

Su	Mo	Tu	We	Th	Fr	Sa
28	29	30	1	2	3	4
5	6	7	8	9	10	11
12	13	14	15	16	17	18
19	20	21	22	23	24	25
26	27	28	29	30	31	1

[Today](#) [Clear](#)

<< < 1 2 3 4 5 > >>

Displaying 1 - 10 of 105 records



- Project Staffing & Estimating
 - Manage Clients
 - Create Client
 - Manage Projects
 - Create Project
- Utilization Management
- Financial Forecasting
- Administration
 - Manage Employees
 - Manage Daily Expense Types
 - Manage Monthly Expense Types
 - Manage Work Exceptions
 - Manage Work Exception Types
 - Manage Holidays

Project Management

Add New

Client	Project	Start Date	End Date	Duration	Bill Type	Status	Actions
<input type="text"/>	<input type="text"/>	<input type="text" value="Filter"/>				<input type="text" value="Status"/>	
Client1	PM Testing				Time and Materials	Forecasted	
Client1	Testing45				Time and Materials	Draft	
Client1	DELETE				Fixed Bid	Draft	
Client1	Good Test Project				Time and Materials	Draft	
Client1	A Check This Project for Termin				Time and Materials	Draft	
Client1	TestAccordianDone				Time and Materials	Draft	
client testing for wraptext and hover	Test345				Fixed Bid	Draft	


<< < 1 2 3 4 5 > >>

v
Displaying 1 - 10 of 105 records

Hi, User UT

InVision / Prototyping, Collaboration & Workflow for Designers.

Exported on 12/29/2024 at 6:29pm 181 of 296



- Project Staffing & Estimating
 - Manage Clients
 - Create Client
 - Manage Projects
 - Create Project
- Utilization Management
- Financial Forecasting
- Administration
 - Manage Employees
 - Manage Daily Expense Types
 - Manage Monthly Expense Types
 - Manage Work Exceptions
 - Manage Work Exception Types
 - Manage Holidays

Project Management

Add New

Client	Project	Start Date	End Date	Duration	Bill Type	Status	Actions
<input type="text"/>	<input type="text"/>	12/17/2021	Filter			Status	📄 📄 🔄
Client1	PM Testing	09/01/2021				Forecasted	✎ 🗑
Client1	Testing45	09/01/2021				Draft	✎ 🗑
Client1	DELETE	09/01/2021				Draft	✎ 🗑
Client1	Good Test Project	09/01/2021				Draft	✎ 🗑
Client1	A Check This Project for Termin	09/01/2021				Draft	✎ 🗑
Client1	TestAccordianDone	09/01/2021				Draft	✎ 🗑
client testing for wraptext and hover	Test345	09/01/2021				Draft	✎ 🗑

<< < 1 2 3 4 5 > >>

10 >

Displaying 1 - 10 of 105 records

Hi, User UT

Equal to v

< December 2022 >

Su	Mo	Tu	We	Th	Fr	Sa
28	29	30	1	2	3	4
5	6	7	8	9	10	11
12	13	14	15	16	17	18
19	20	21	22	23	24	25
26	27	28	29	30	31	1

Today
Clear

Gantry ☰

- Project Staffing & Estimating
 - Manage Clients
 - Create Client
 - Manage Projects
 - Create Project
- Utilization Management
- Financial Forecasting
- Administration
 - Manage Employees
 - Manage Daily Expense Types
 - Manage Monthly Expense Types
 - Manage Work Exceptions
 - Manage Work Exception Types
 - Manage Holidays

Hi, User UT >

Project Management Add New

Client ↑	Project ↑↓	Start Date	End Date	Duration	Bill Type	Status ↑↓	Actions
<input type="text"/>	<input type="text"/>	Filter	Filter			Status	
Client1	PM Testing	09/01/2021				Forecasted	
Client1	Testing45	09/01/2021				Draft	
Client1	DELETE	09/01/2021				Draft	
Client1	Good Test Project	09/01/2021				Draft	
Client1	A Check This Project for Termin	09/01/2021				Draft	
Client1	TestAccordianDone	09/01/2021				Draft	
client testing for wraptext and hover	Test345	09/01/2021				Draft	

Equal to ^

After

After or equal to

Equal to

Between

12	13	14	15	16	17	18
19	20	21	22	23	24	25
26	27	28	29	30	31	1

Today Clear

<< < 1 2 3 4 5 > >> 10

Displaying 1 - 10 of 105 records

OGantry ☰

- Project Staffing & Estimating
- Utilization Management
- Financial Forecasting**
 - Project Revenue & Expense
 - Employee Revenue & Expense
 - P&L Comparison
 - Manage P&L
- Tracking Actuals
- Security & Domains
- Administration

P&L Comparison

View P&L comparison 🔍

1 P&L Comparison 2 P&L 1 10/21/2020, 14:00 3 P&L 2 11/21/2020, 14:00

Applied Filters: Historical Data : 10/21/2020, 14:00 X By Quarter: Q4 X Date Range: 04/23/2020 - 10/23/2020 X Project Group: Web App X Client Group: Web App X X

	January	February	March	April	May	June	July	August	Total
Revenue									
▶ P&L 1 10/21/20, 14:00	\$2,380.00	\$2,310.00	\$2,120.00	\$5,120.00	\$2,420.00	\$2,730.00	\$2,773.00	\$2,270.00	\$3,030.00
▶ P&L 2 11/21/20, 14:00	\$2,500.00	\$2,500.00	\$90.00	\$120.00	\$90.00	\$150.00	\$30.00	\$450.00	
▶ Cost of Goods Sold (COGS)	\$2380	\$2600	\$2893	\$3129	\$2600	\$7600	\$6600	\$1600	\$1,799.88
	\$120▲	\$320▲	\$120▼	\$90▲	\$120▲	\$320▲	\$120▼	\$90▲	
▶ Project Costs	\$4680	\$3810	\$1820	\$4020	\$1374	\$5730	\$7873	\$2070	\$2,330.99
	\$120▲	\$320▲	\$90▲	\$120▼	\$120▲	\$320▲	\$90▲	\$120▼	
▶ Bench Cost	\$4380	\$2310	\$1420	\$4820	\$1394	\$3730	\$7473	\$2570	\$300.00
	\$120▲	\$320▲	\$120▼	\$90▲	\$120▲	\$320▲	\$120▼	\$90▲	
▶ Net Profit	\$7480	\$8400	\$7420	\$9280	\$6480	\$8480	\$9480	\$7480	\$1230.12
	\$120▲	\$320▲	\$120▼	\$90▲	\$120▲	\$320▲	\$120▼	\$90▲	
▶ Net Margin	40.00%	41.60%	42.60%	40.60%	42.60%	42.30%	42.60%	40.60%	40.60%
	20%▲	17%▲	60%▲	8%▼	20%▲	17%▲	60%▲	8%▼	

OGantry ☰

- Project Staffing & Estimating ▼
- Utilization Management ▼
- Financial Forecasting** ▲
 - Project Revenue & Expense
 - Employee Revenue & Expense
 - P&L Comparison**
 - Manage P&L
- Tracking Actuals ▼
- Security & Domains ▼
- Administration ▼

P&L Comparison

View P&L comparison 🔍

1 P&L Comparison 2 P&L 1 10/21/2020, 14:00 3 P&L 2 11/21/2020, 14:00

Applied Filters: Historical Data : 10/21/2020, 14:00 X By Quarter: Q4 X Date Range: 04/23/2020 - 10/23/2020 X Project Group: Web App X Client Group: Web App X X

	January	February	March	April	May	June	July	August	Total
▶ Revenue	\$2,480	\$2,310	\$2,120	\$5,120	\$2,420	\$2,730	\$2,773	\$2,270	\$3,030.00
▼ Cost of Goods Sold (COGS)	\$600	\$600	\$600	\$600	\$600	\$600	\$600	\$600	\$1,799.88
▶ Project Costs	\$480	\$310	\$120	\$420	\$134	\$730	\$773	\$270	\$2,330.99
▶ Bench Cost	\$480	\$310	\$120	\$420	\$134	\$730	\$773	\$270	\$300.00
▶ Net Profit	\$480	\$400	\$420	\$280	\$480	\$480	\$480	\$480	\$1230.12
▶ Net Margin	40.00%	41.60%	42.60%	40.60%	42.60%	42.30%	42.60%	40.60%	40.60%

2020 © OGantry

OGantry ☰

- 🔗 Project Staffing & Estimating ▼
- ⚙️ Utilization Management ▼
- 📊 Financial Forecasting ▲
- Project Revenue & Expense
- Employee Revenue & Expense
- P&L Comparison
- Manage P&L
- 🕒 Tracking Actuals ▼
- 🛡️ Security & Domains ▼
- 🔑 Administration ▼

P&L Comparison

View P&L comparison 🔍

1 P&L Comparison
2 P&L 1
10/21/2020, 14:00
3 P&L 2
11/21/2020, 14:00

Applied Filters: Historical Data : 10/21/2020, 14:00 X By Quarter: Q4 X Date Range: 04/23/2020 - 10/23/2020 X Project Group: Web App X Client Group: Web App X X

	January	February	March	April	May	June	July	August	Total
▶ Revenue	\$2,480	\$2,310	\$2,120	\$5,120	\$2,420	\$2,730	\$2,773	\$2,270	\$3,030.00
▼ Cost of Goods Sold (COGS)	\$600	\$600	\$600	\$600	\$600	\$600	\$600	\$600	\$1,799.88
▶ Project Costs	\$480	\$310	\$120	\$420	\$134	\$730	\$773	\$270	\$2,330.99
▶ Bench Cost	\$480	\$310	\$120	\$420	\$134	\$730	\$773	\$270	\$300.00
▶ Net Profit	\$480	\$400	\$420	\$280	\$480	\$480	\$480	\$480	\$1230.12
▶ Net Margin	40.00%	41.60%	42.60%	40.60%	42.60%	42.30%	42.60%	40.60%	40.60%

2020 © OGantry

OGantry ☰

- 🔗 Project Staffing & Estimating ▼
- ⚙️ Utilization Management ▼
- 📈 Financial Forecasting ▲
- Project Revenue & Expense
- Employee Revenue & Expense
- P&L Comparison
- Manage P&L
- 🕒 Tracking Actuals ▼
- 🛡️ Security & Domains ▼
- 🔑 Administration ▼

P&L Comparison

View P&L comparison 🔍

Applied Filters: Historical Data : 10/21/2020, 14:00 By Quarter: Q4 Date Range: 04/23/2020 - 10/23/2020 Project Group: Web App Client Group: Web App ✕

	January	February	March	Total									
▶ Revenue	<div style="border: 1px solid #2c3e50; background-color: #2c3e50; color: white; padding: 2px;"> <table style="width: 100%; border-collapse: collapse;"> <tr> <td style="font-size: 8px;">P&L 1</td> <td style="font-size: 8px;">10/21/20, 14:00</td> <td style="font-size: 8px;">\$2,380.00</td> </tr> <tr> <td style="font-size: 8px;">P&L2</td> <td style="font-size: 8px;">11/21/20, 14:00</td> <td style="font-size: 8px;">\$2,500.00</td> </tr> <tr> <td colspan="2"></td> <td style="font-size: 8px;">\$120.00</td> </tr> </table> </div>	P&L 1	10/21/20, 14:00	\$2,380.00	P&L2	11/21/20, 14:00	\$2,500.00			\$120.00	\$2,480	\$2,480	\$3,030.00
P&L 1	10/21/20, 14:00	\$2,380.00											
P&L2	11/21/20, 14:00	\$2,500.00											
		\$120.00											
		\$120 ▲	\$120 ▲	\$3,030.00									
▶ Cost of Goods Sold (COGS)	\$2,480	\$2,480	\$2,480	\$1,799.88									
	\$120 ▲	\$120 ▼	\$120 ▲	\$1,799.88									

OGantry ☰

- 📍 Project Staffing & Estimating ▾
- ⚙️ Utilization Management ▾
- 📊 Financial Forecasting ▴
- Project Revenue & Expense
- Employee Revenue & Expense
- P&L Comparison
- Manage P&L
- 🕒 Tracking Actuals ▾
- 🛡️ Security & Domains ▾
- 🔑 Administration ▾

Manage P&L

View or Filter the P&L 🔍

Applied Filters: Historical Data : 10/21/2020, 14:00 By Quarter: Q4 Date Range: 04/23/2020 - 10/23/2020 Client Group: Web App Project Group: Web App ✕

	FEB 2022	MAR 2022	APR 2022	Total
Revenue	\$119,200	\$122,080	\$20,160	\$261,440
▶ Test Project	\$19,200	\$22,080	\$20,160	\$61,440
▶ Bread and butter app	\$100,000	\$100,000	\$0	\$200,000
Revenue Adjustment	<u>\$100,000</u>	<u>\$100,000</u>	<u>\$0</u>	\$200,000
Cost of Goods Sold (COGS)	\$119,200	\$122,080	\$20,160	\$261,440
▶ Bench	\$19,200	\$22,080	\$20,160	\$61,440
▶ Projects	\$100,000	\$100,000	\$0	\$200,000
COGS Adjustment	<u>\$100,000</u>	<u>\$100,000</u>	<u>\$0</u>	\$200,000
Gross Profit	\$7,200	\$-76,440	\$-63,160	
Gross Margin	6%	-379%	-24%	
SG&A	<u>\$100,000</u>	<u>\$0</u>	<u>\$200,000</u>	
Net Profit	\$119,200	\$20,160	\$261,440	
Net Margin	40%	40%	40%	

COGS
✕


MAR 2022



\$ 100,000

Note



Added this data for some reason. explained here..

Cancel
Save



Gantry 

 Project Staffing & Estimating 


- Manage Clients
- Create Client
- Manage Projects
- Create Project



 Utilization Management 

- Bench Report
- Open Position Report

 Financial Forecasting 

- Manage P&L


 Administration 

 Hi, User UT 


1 Project Setup 2 Position Setup 3 Financial Review

Project Name : PM Testing Duration : 09/06/2021 to 12/31/2021

\$1,200,000	\$14,352	\$36,800	\$22,080	\$12	\$1,126,756	94%
Revenue	Direct Labor	Contract Labor	Open Position Labor	Expenses	Profit	Margin

	SEP 2021	OCT 2021	NOV 2021	DEC 2021	Total
> Revenue	 <u>\$728,205</u>	\$0	\$0	\$471,795	\$1,200,000
> Cost of Goods Sold	\$14,364	\$0	\$0	\$58,880	\$73,244
Gross Profit	\$713,841	\$0	\$0	\$412,915	\$1,126,756
Gross Margin	98%	0%	0%	88%	94%

PREV

☰

Project Staffing & Estimating ^

- Manage Clients
- Create Client
- Manage Projects
- Create Project

Utilization Management ^

- Bench Report
- Open Position Report

Financial Forecasting ^

- Manage P&L

Administration v

Hi, User UT >

1 Project Setup 2 Position Setup 3 Financial Review

Project Name : PM Testing Duration : 09/06/2021 to 12/31/2021

\$1,200,000	\$14,352	\$36,800	\$22,080	\$12	\$1,126,756	94%
Revenue	Direct Labor	Contract Labor	Open Position Labor	Expenses	Profit	Margin

	SEP 2021	OCT 2021	NOV 2021	DEC 2021	Total
> Revenue	🔒 \$728,205	\$0	\$0	\$471,795	\$1,200,000
> Cost of Goods Sold				\$58,880	\$73,244
Gross Profit				\$412,915	\$1,126,756
Gross Margin				88%	94%

Lock ✕

Locking the revenue on a fixed bid project ensures that the recognized revenue will not change regardless of project changes

SEP 2021

\$ 730,000

Cancel Lock Revenue

PREV



Project Staffing & Estimating ^

Manage Clients

Create Client

Manage Projects

Create Project

Utilization Management ^

Bench Report

Open Position Report

Financial Forecasting ^

Manage P&L

Administration v



Hi, User UT



1 Project Setup


2 Position Setup

3 Financial Review

Project Name : PM Testing Duration : 09/06/2021 to 12/31/2021

	\$1,200,000	\$14,352	\$36,800	\$22,080	\$12	\$1,126,756	94%	
	Revenue	Direct Labor	Contract Labor	Open Position Labor	Expenses	Profit	Margin	
				SEP 2021	OCT 2021	NOV 2021	DEC 2021	Total
>	Revenue			🔒 \$730,000	🔒 \$0	\$0	\$471,795	\$1,200,000
>	Cost of Goods Sold			\$14,364	\$0	\$0	\$58,880	\$73,244
	Gross Profit			\$713,841	\$0	\$0	\$412,915	\$1,126,756
	Gross Margin			98%	0%	0%	88%	94%

PREV

☰

Project Staffing & Estimating ^

- Manage Clients
- Create Client
- Manage Projects
- Create Project

Utilization Management ^

- Bench Report
- Open Position Report

Financial Forecasting ^

- Manage P&L

Administration v

Hi, User UT >

1 Project Setup 2 Position Setup 3 Financial Review

Project Name : PM Testing Duration : 09/06/2021 to 12/31/2021

\$1,200,000	\$14,352	\$36,800	\$22,080	\$12	\$1,126,756	94%
Revenue	Direct Labor	Contract Labor	Open Position Labor	Expenses	Profit	Margin

	SEP 2021	OCT 2021	NOV 2021	DEC 2021	Total
> Revenue	🔒 \$730,000	🔒 \$0	\$0	\$471,795	\$1,200,000
> Cost of Goods Sold				\$58,880	\$73,244
Gross Profit				\$412,915	\$1,126,756
Gross Margin				88%	94%

PREV


Lock Edit

Locking the revenue on a fixed bid project ensures that the recognized revenue will not change regardless of project changes

SEP 2021

\$ 732,000

Cancel Remove Update

☰

Project Staffing & Estimating ^

- Manage Clients
- Create Client
- Manage Projects
- Create Project

Utilization Management ^

- Bench Report
- Open Position Report

Financial Forecasting ^

- Manage P&L

Administration v

Hi, User UT >

1 Project Setup 2 Position Setup 3 Financial Review

Project Name : PM Testing Duration : 09/06/2021 to 12/31/2021

\$1,200,000	\$14,352	\$36,800	\$22,080	\$12	\$1,126,756	94%
Revenue	Direct Labor	Contract Labor	Open Position Labor	Expenses	Profit	Margin

	SEP 2021	OCT 2021	NOV 2021	DEC 2021	Total
> Revenue	🔒 \$730,000	🔒 \$0	\$0	\$471,795	\$1,200,000
> Cost of Goods Sold	\$14,364				\$73,244
Gross Profit	\$713,841				\$1,126,756
Gross Margin	98%				94%

Lock ✕

Locking the revenue on a fixed bid project ensures that the recognized revenue will not change regardless of project changes

OCT 2021

\$ 200,000

Cancel Lock Revenue

PREV



Project Staffing & Estimating ^

Manage Clients

Create Client

Manage Projects

Create Project

Utilization Management ^

Bench Report

Open Position Report

Financial Forecasting ^

Manage P&L

Administration v



Hi, User UT



1 Project Setup


2 Position Setup

3 Financial Review

Project Name : PM Testing Duration : 09/06/2021 to 12/31/2021

	\$1,200,000	\$14,352	\$36,800	\$22,080	\$12	\$1,126,756	94%	
	Revenue	Direct Labor	Contract Labor	Open Position Labor	Expenses	Profit	Margin	
				SEP 2021	OCT 2021	NOV 2021	DEC 2021	Total
>	Revenue			🔒 \$730,000	🔒 \$200,000	🔒 \$0	\$471,795	\$1,200,000
>	Cost of Goods Sold			\$14,364	\$0	\$0	\$58,880	\$73,244
	Gross Profit			\$713,841	\$0	\$0	\$412,915	\$1,126,756
	Gross Margin			98%	0%	0%	88%	94%

PREV

☰

- Project Staffing & Estimating
 - Manage Clients
 - Create Client
 - Manage Projects
 - Create Project
- Utilization Management
 - Bench Report
 - Open Position Report
- Financial Forecasting
 - Manage P&L
- Administration

Hi, User UT >

1 Project Setup 2 Position Setup 3 Financial Review

Project Name : PM Testing Duration : 09/06/2021 to 12/31/2021

\$1,200,000	\$14,352	\$36,800	\$22,080	\$12	\$1,126,756	94%
Revenue	Direct Labor	Contract Labor	Open Position Labor	Expenses	Profit	Margin

	SEP 2021	OCT 2021	NOV 2021	DEC 2021	Total
> Revenue	🔒 \$730,000	🔒 \$200,000	🔒 \$0	\$471,795	\$1,200,000
> Cost of Goods Sold				\$58,880	\$73,244
Gross Profit				\$412,915	\$1,126,756
Gross Margin				88%	94%

PREV

Lock ✕

You can not edit SEP 2021 lock. You need to edit / update OCT 2021 before edit / update SEP 2021.

Cancel



Project Staffing & Estimating ^

Manage Clients

Create Client

Manage Projects

Create Project

Utilization Management ^

Bench Report

Open Position Report

Financial Forecasting ^

Manage P&L

Administration v



Hi, User UT



1 Project Setup


2 Position Setup

3 Financial Review

Project Name : PM Testing Duration : 09/06/2021 to 12/31/2021

	\$1,200,000	\$14,352	\$36,800	\$22,080	\$12	\$1,126,756	94%	
	Revenue	Direct Labor	Contract Labor	Open Position Labor	Expenses	Profit	Margin	
				SEP 2021	OCT 2021	NOV 2021	DEC 2021	Total
>	Revenue			🔒 \$732,000	🔒 \$0	\$0	\$471,795	\$1,200,000
>	Cost of Goods Sold			\$14,364	\$0	\$0	\$58,880	\$73,244
	Gross Profit			\$713,841	\$0	\$0	\$412,915	\$1,126,756
	Gross Margin			98%	0%	0%	88%	94%

PREV




- Project Staffing & Estimating
 - Manage Clients
 - Create Client
 - Manage Projects
 - Create Project
- Utilization Management
- Financial Forecasting
- Administration

Sign Out >

Project Management Add New












Client ↑	Project ↑↓	Start Date	End Date	Duration	Bill Type	Status ↑↓	Actions
<input type="text"/>	<input type="text"/>	<input type="text"/>	<input type="text"/>			<input type="text" value="Status"/> ▼	📄 📄 🔄
AM Jewels	Jewel Designer	10/25/2021	03/26/2022	21 Weeks	Time and Materials	Forecasted	✎ 🗑️
AM Jewels	Jewel Designer Exten...	03/28/2022	03/25/2023	51 Weeks	Time and Materials	Draft	✎ 🗑️
DJs Dough Co	Bread Buddy	06/14/2021	12/17/2021	26 Weeks	Time and Materials	Forecasted	✎ 🗑️
DJs Dough Co	Bread Buddy Phase 2	12/20/2021	05/27/2022	22 Weeks	Time and Materials	Draft	✎ 🗑️
HHG2G	Project42	05/03/2021	10/29/2021	25 Weeks	Time and Materials	Booked	✎ 🗑️
HHG2G	Project42 Draft	01/03/2022	01/13/2023	53 Weeks	Time and Materials	Draft	✎ 🗑️
HHG2G	Project42 Extension	10/04/2021	12/31/2021	12 Weeks	Time and Materials	Forecasted	✎ 🗑️
Phoenix Interactive	Daily Yoga App	12/06/2021	04/29/2022	20 Weeks	Time and Materials	Forecasted	✎ 🗑️
Phoenix Interactive	From The Ashes App	07/05/2021	07/22/2022	54 Weeks	Time and Materials	Imminent	✎ 🗑️
Vleet's Fleet	Fleet Manager	06/01/2021	02/25/2022	38 Weeks	Time and Materials	Draft	✎ 🗑️



- Project Staffing & Estimating
- Manage Clients
- Create Client
- Manage Projects
- Create Project
- Utilization Management
- Financial Forecasting
- Administration
- Sign Out

Project Management







Add New

Client	Project	Start Date	End Date	Duration	Bill Type	Status	Actions
AM Jewels	Jewel Designer	10/25/2021	03/			Status	  
AM Jewels	Jewel Designer Exten...	03/28/2022	03/				
DJs Dough Co	Bread Buddy	06/14/2021	12/1				
DJs Dough Co	Bread Buddy Phase 2	12/20/2021	05/				
HHG2G	Project42	05/03/2021	10/				
HHG2G	Project42 Draft	01/03/2022	01/1				
HHG2G	Project42 Extension	10/04/2021	12/31/2021	12 Weeks	Time and Materials	Forecasted	 
Phoenix Interactive	Daily Yoga App	12/06/2021	04/29/2022	20 Weeks	Time and Materials	Forecasted	 
Phoenix Interactive	From The Ashes App	07/05/2021	07/22/2022	54 Weeks	Time and Materials	Imminent	 
Vleet's Fleet	Fleet Manager	06/01/2021	02/25/2022	38 Weeks	Time and Materials	Draft	 







Testing

Testing

Shared Filters

- Testing Project Group   
- OGantry Project Detail...   

My Filters

- Testing Group   
- Employee Project Gro...   

The screenshot displays the OGantry Project Management interface. On the left is a dark sidebar with navigation options: Project Staffing & Estimating, Manage Clients, Create Client, Manage Projects, Create Project, Utilization Management, Financial Forecasting, and Administration. The main area is titled 'Project Management' and contains a table with columns: Client, Project, Start Date, End Date, Duration, Bill Type, Status, and Actions. A 'Testing' filter dropdown is open, showing 'Shared Filters' (Testing Project Group, OGantry Project Detail...) and 'My Filters' (Testing Group, Employee Project Gro...). A 'Rename' dialog box is centered, showing the current name 'Testing Group |' and 'Cancel'/'Update' buttons.

Client	Project	Start Date	End Date	Duration	Bill Type	Status	Actions
AM Jewels	Jewel Designer	10/25/2021	03/26/2022	21 Weeks	Time and Materials	Status	[Icons]
AM Jewels	Jewel Designer				Time and Materials		
DJs Dough Co	Bread Buddy				Time and Materials		
DJs Dough Co	Bread Buddy Ph				Time and Materials		
HHG2G	Project42				Time and Materials		
HHG2G	Project42 Draft				Time and Materials		
HHG2G	Project42 Extens				Time and Materials		
Phoenix Interactive	Daily Yoga App	12/06/2021	04/29/2022	28 Weeks	Time and Materials	Forecasted	[Icons]
Phoenix Interactive	From The Ashes App	07/05/2021	07/22/2022	54 Weeks	Time and Materials	Imminent	[Icons]
Vleet's Fleet	Fleet Manager	06/01/2021	02/25/2022	38 Weeks	Time and Materials	Draft	[Icons]

The screenshot displays the OGantry Project Management interface. On the left is a dark sidebar with navigation options: Project Staffing & Estimating, Manage Clients, Create Client, Manage Projects, Create Project, Utilization Management, Financial Forecasting, and Administration. The main area is titled 'Project Management' and contains a table with columns: Client, Project, Start Date, End Date, Duration, Bill Type, Status, and Actions. A 'Delete' dialog box is centered, asking 'Do you want to delete "Testing Group" Filter?' with 'No' and 'Yes' buttons. A 'Filter Management' dropdown menu is open on the right, showing 'Testing' as the active filter and listing 'Shared Filters' (Testing Project Group, OGantry Project Detail...) and 'My Filters' (Testing Group, Employee Project Gro...). A 'Sign Out' button is at the bottom left of the sidebar.

Client	Project	Start Date	End Date	Duration	Bill Type	Status	Actions
AM Jewels	Jewel Designer	10/25/2021	03/26/2022	21 Weeks	Time and Materials	Testing	[Copy] [Share] [Refresh]
AM Jewels	Jewel Designer				Time and Materials		
DJs Dough Co	Bread Buddy				Time and Materials		
DJs Dough Co	Bread Buddy Ph				Time and Materials		
HHG2G	Project42				Time and Materials		
HHG2G	Project42 Draft				Time and Materials		
HHG2G	Project42 Extens				Time and Materials	Forecasted	[Copy] [Share]
Phoenix Interactive	Daily Yoga App	12/06/2021	04/29/2022	28 Weeks	Time and Materials	Forecasted	[Copy] [Share]
Phoenix Interactive	From The Ashes App	07/05/2021	07/22/2022	54 Weeks	Time and Materials	Imminent	[Copy] [Share]
Vleet's Fleet	Fleet Manager	06/01/2021	02/25/2022	38 Weeks	Time and Materials	Draft	[Copy] [Share]

Project Management

Client	Project	Start Date	End Date	Duration	Bill Type	Status	Actions
AM Jewels	Jewel Designer	10/25/2021	03/			Testing	[Share] [Copy] [Trash]
AM Jewels	Jewel Designer						[Share] [Copy] [Trash]
DJs Dough Co	Bread Buddy						[Share] [Copy] [Trash]
DJs Dough Co	Bread Buddy Ph						[Share] [Copy] [Trash]
HHG2G	Project42						[Share] [Copy] [Trash]
HHG2G	Project42 Draft						[Share] [Copy] [Trash]
HHG2G	Project42 Extens						[Share] [Copy] [Trash]
Phoenix Interactive	Daily Yoga App	12/06/2021	04/29/2022	20 Weeks	Time and Materials	Forecasted	[Share] [Copy] [Trash]
Phoenix Interactive	From The Ashes App	07/05/2021	07/22/2022	54 Weeks	Time and Materials	Imminent	[Share] [Copy] [Trash]
Vleet's Fleet	Fleet Manager	06/01/2021	02/25/2022	38 Weeks	Time and Materials	Draft	[Share] [Copy] [Trash]

Share [Close]

Do you want to share Filter "Testing Group" to all users publically?

[No] [Yes]


Testing [Close]

Shared Filters

- Testing Project Group
- OGantry Project Detail...

My Filters





















- Testing Group [Share] [Copy] [Trash]
- Employee Project Gro... [Share] [Copy] [Trash]



- Project Staffing & Estimating
- Manage Clients
- Create Client
- Manage Projects
- Create Project
- Utilization Management
- Financial Forecasting
- Administration
- Sign Out

Project Management

Add New

Client	Project	Start Date	End Date	Duration	Bill Type	Status	Actions
AM Jewels	Jewel Designer	10/25/2021	03/...			Forecasted	 
AM Jewels	Jewel Designer Exten...	03/28/2022	03/...			Forecasted	 
DJs Dough Co	Bread Buddy	06/14/2021	12/1...			Forecasted	 
DJs Dough Co	Bread Buddy Phase 2	12/20/2021	05/...			Forecasted	 
HHG2G	Project42	05/03/2021	10/...			Forecasted	 
HHG2G	Project42 Draft	01/03/2022	01/...			Forecasted	 
HHG2G	Project42 Extension	10/04/2021	12/31/2021	12 Weeks	Time and Materials	Forecasted	 
Phoenix Interactive	Daily Yoga App	12/06/2021	04/29/2022	20 Weeks	Time and Materials	Forecasted	 
Phoenix Interactive	From The Ashes App	07/05/2021	07/22/2022	54 Weeks	Time and Materials	Imminent	 
Vleet's Fleet	Fleet Manager	06/01/2021	02/25/2022	38 Weeks	Time and Materials	Draft	 

Gantry ☰

- Project Staffing & Estimating ^
 - Manage Clients
 - Create Client
 - Manage Projects
 - Create Project
- Utilization Management v
- Financial Forecasting v
- Administration** ^
 - Manage Employees
 - Manage Tag Categories**
 - Manage Tag
 - Manage Work Exceptions
 - Manage Work Exception Types
 - Manage Holidays
- Sign Out >

Manage Tag Categories Add New

Categories Name	Actions
Region	
Skillset	
Technology	
Travel	
Sports	

Gantry ☰

- Project Staffing & Estimating ^
 - Manage Clients
 - Create Client
 - Manage Projects
 - Create Project
- Utilization Management v
- Financial Forecasting v
- Administration** ^
 - Manage Employees
 - Manage Tag Categories**
 - Manage Tag
 - Manage Work Exceptions
 - Manage Work Exception Types
 - Manage Holidays
- Sign Out >

Add Tag Category

Cancel Save

Tag Category

Sports

Gantry ☰

- Project Staffing & Estimating ^
 - Manage Clients
 - Create Client
 - Manage Projects
 - Create Project
- Utilization Management v
- Financial Forecasting v
- Administration** ^
 - Manage Employees
 - Manage Tag Categories
 - Manage Tag**
 - Manage Work Exceptions
 - Manage Work Exception Types
 - Manage Holidays
- Sign Out >

Manage Tag Add New

Tag Name	Category ↑↓	Actions
South West	Region	
Design	Skillset	
Java	Technology	
Engineer	Skillset	
Rugby	Sports	

Gantry ☰

- Project Staffing & Estimating ^
 - Manage Clients
 - Create Client
 - Manage Projects
 - Create Project
- Utilization Management v
- Financial Forecasting v
- Administration** ^
 - Manage Employees
 - Manage Tag Categories
 - Manage Tag**
 - Manage Work Exceptions
 - Manage Work Exception Types
 - Manage Holidays
- Sign Out >

Add Tag

Cancel Save

Select Tag Category

Sports ▼

Tag Name

Rugby

Gantry ☰

- Project Staffing & Estimating ^
 - Manage Clients
 - Create Client
 - Manage Projects
 - Create Project
- Utilization Management v
- Financial Forecasting v
- Administration** ^
 - Manage Employees
 - Manage Tag Categories
 - Manage Tag**
 - Manage Work Exceptions
 - Manage Work Exception Types
 - Manage Holidays
- Sign Out >

Edit Tag Cancel Save

Select Tag Category

Sports ▼

Tag Name

Rugby


The screenshot displays the OGantry application interface. On the left is a dark purple sidebar with the OGantry logo and a menu containing options like 'Project Staffing & Estimating', 'Utilization Management', 'Financial Forecasting', 'Administration', and 'Sign Out'. The main content area is titled 'Manage Tag' and features a table with columns for 'Tag Name', 'Category', and 'Actions'. The table lists tags such as 'South West', 'Design', 'Java', 'Engineer', and 'Rugby'. A modal dialog box titled 'Delete' is centered over the table, asking 'Do you want to delete "Rugby" tag from the list?' with 'No' and 'Yes' buttons.



Tag Name	Category	Actions
South West	Region	[Edit] [Delete]
Design	Skillset	[Edit] [Delete]
Java		[Edit] [Delete]
Engineer		[Edit] [Delete]
Rugby		[Edit] [Delete]

Delete [Close]

Do you want to delete "Rugby" tag from the list ?

[No] [Yes]

OGantry 



 Project Staffing & Estimating 



Manage Clients



Create Client


Manage Projects

Create Project

 Utilization Management 



















 Financial Forecasting 


 Administration 

Sign Out 










Project Management

Add New




Client ↑	Project ↑↓	Start Date	End Date	Duration	Bill Type	Status ↑↓	Actions
<input type="text"/>	<input type="text"/>	<input type="text"/>	<input type="text"/>			Status 	  
AM Jewels	Jewel Designer	10/25/2021	03/				
AM Jewels	Jewel Designer Exten...	03/28/2022	03/				
DJs Dough Co	Bread Buddy	06/14/2021	12/1				
DJs Dough Co	Bread Buddy Phase 2	12/20/2021	05/				
HHG2G	Project42	05/03/2021	10/:				
HHG2G	Project42 Draft	01/03/2022	01/1				
HHG2G	Project42 Extension	10/04/2021	12/31/2021	12 Weeks	Time and Materials	Forecasted	 
Phoenix Interactive	Daily Yoga App	12/06/2021	04/29/2022	20 Weeks	Time and Materials	Forecasted	 
Phoenix Interactive	From The Ashes App	07/05/2021	07/22/2022	54 Weeks	Time and Materials	Imminent	 
Vleet's Fleet	Fleet Manager	06/01/2021	02/25/2022	38 Weeks	Time and Materials	Draft	 


Testing 

Shared Filters

- Testing Project Group   
- OGantry Project Detail...   
- Testing Group   

My Filters



- Employee Project Gro...   

Testing 

Shared Filters

- Testing Project Group
- OGantry Project Detail...
- Testing Group

My Filters

- Employee Project Gro...  

Gantry ☰

🔗 Project Staffing & Estimating ^

- Manage Clients
- Create Client
- Manage Projects
- Create Project

⚙️ Utilization Management ∨

📊 Financial Forecasting ∨


👤 Administration ∨

Sign Out ➤

Project Management

➕ Add New

	Client	Project	Start Date	End Date	Duration	Bill Type	Status	Tags	Actions
<input type="checkbox"/>	<input type="text"/>	<input type="text"/>	<input type="text"/>	<input type="text"/>			Status ▾	Filter ▾	📄 🔍
<input checked="" type="checkbox"/>	AM Jewels	Jewel Designer	10/25/2021	10/25/2021	21 Weeks	Time Management	Forecasted	Southwest Design	✎ 🗑️
<input type="checkbox"/>	DJs Dough Co	Bread Buddy	03/28/2022	03/28/2022	51 Weeks	Time Management	Draft	Southwest Java +2	✎ 🗑️
<input type="checkbox"/>	HHG2G	Project42	12/20/2021	12/20/2021	22 Weeks	Time Management	Booked	Midwest UX Desig... +9	✎ 🗑️

☰

Project Staffing & Estimating ^

- Manage Clients
- Create Client
- Manage Projects
- Create Project

Utilization Management v

Financial Forecasting v

Administration v


Sign Out >

Project Management

Add New

	Client	Project	Start Date	End Date	Duration	Bill Type	Status	Tags	Actions
<input type="checkbox"/>	<input type="text"/>	<input type="text"/>	<input type="text"/>	<input type="text"/>			Status	Filter	
<input checked="" type="checkbox"/>	AM Jewels	Jewel Designer	10/25/2021	10/25/2021	21 Weeks	Time Management	Forecasted	Region, Skill Set X	
<input type="checkbox"/>	DJs Dough Co	Bread Buddy	03/28/2022	03/28/2022	51 Weeks	Time Management	Draft	<input type="checkbox"/> Region	
<input type="checkbox"/>	HHG2G	Project42	12/20/2021	12/20/2021	22 Weeks	Time Management	Booked	<input type="checkbox"/> Southwest	
								<input type="checkbox"/> Midwest	
								<input type="checkbox"/> Northeast	
								<input type="checkbox"/> Skill Set	
								<input type="checkbox"/> Design	
								<input type="checkbox"/> Engineer	

The screenshot shows the OGantry Project Management interface. On the left is a dark purple sidebar with the OGantry logo and a menu containing: Project Staffing & Estimating, Manage Clients, Create Client, Manage Projects, Create Project, Utilization Management, Financial Forecasting, and Administration. At the bottom of the sidebar is a 'Sign Out' button. The main content area is titled 'Project Management' and features a table with columns: Client, Project, Start Date, End Date, Duration, Bill Type, Status, Tags, and Actions. The table lists projects such as 'AM Jewels', 'DJs Dough Co', and 'HHG2G'. An 'Add New' button is located in the top right corner. A modal window titled 'Add Tags' is open in the center, allowing users to select tags for a project. The modal has a close button (X) in the top right. It contains two sections: 'Region' with radio buttons for Southwest (checked), Midwest, and Northeast, and an 'Add New Tag' button; and 'Skill Set' with radio buttons for Design (checked), Engineer, and Java, and another 'Add New Tag' button. At the bottom of the modal are 'Cancel' and 'Add' buttons.

☰

Project Staffing & Estimating ^

- Manage Clients
- Create Client
- Manage Projects
- Create Project

Utilization Management v

Financial Forecasting v

Administration v

Sign Out >

Project Management

Add New

Client	Project	Start Date	End Date	Duration	Bill Type	Status	Tags	Actions
Add Tag 10	<input type="text"/>	<input type="text"/>	<input type="text"/>			Status v	Filter v	
Remove Tag	Jewel Designer	10/25/2021	10/25/2021	21 Weeks	Time Management	Forecasted	Southwest Design	
<input type="checkbox"/>	DJs Dough Co	Bread Buddy	03/28/2022	03/28/2022	51 Weeks	Time Management	Draft Southwest Java +2	
<input type="checkbox"/>	HHG2G	Project42	12/20/2021	12/20/2021	22 Weeks	Time Management	Booked Midwest UX Desig... +9	

Gantry ☰

🔗 Project Staffing & Estimating ^

- Manage Clients
- Create Client
- Manage Projects
- Create Project

⚙️ Utilization Management ∨

📊 Financial Forecasting ∨

👤 Administration ∨

Sign Out ➤

Project Management

➕ Add New

<input type="checkbox"/>	Client	Project	Start Date	End Date	Duration	Bill Type	Status	Tags	Actions
<input type="checkbox"/>	<input type="text"/>	<input type="text"/>	<input type="text"/>	<input type="text"/>			Status ▾	Filter ▾	📄 🔍
<input checked="" type="checkbox"/>	AM Jewels	Jewel Designer	10/25/2021	10/25/2021	21 Weeks	Time Management	Forecasted	Southwest Design	📄 🔍
<input type="checkbox"/>	DJs Dough Co	Bread Buddy	03/28/2022	03/28/2022	51 Weeks	Time Management	Draft	Southwest	📄 🔍
<input type="checkbox"/>	HHG2G	Project42	12/20/2021	12/20/2021	22 Weeks	Time Management	Booked	Midwest UX Desig... +9	📄 🔍

JAVA, Engineer, Rugby, Football, Chess, Business Management, AI Developer

The screenshot shows the OGantry Project Management interface. A modal titled "Remove Tags" is open in the foreground, displaying a list of tags: "Southwest" and "Design", each with a small "x" icon to its right. Below the list are two buttons: "Cancel" and "Remove".

The background interface includes a sidebar with navigation options: "Project Staffing & Estimating", "Manage Clients", "Create Client", "Manage Projects", "Create Project", "Utilization Management", "Financial Forecasting", and "Administration". The main content area is titled "Project Management" and contains a table with columns: Client, Project, Start Date, End Date, Duration, Bill Type, Status, Tags, and Actions. The table lists several projects, including "AM Jewels", "DJs Dough Co", and "HHG2G".

Gantry

Project Staffing & Estimating

- Manage Clients
- Create Client
- Manage Projects
- Create Project
- Utilization Management
- Financial Forecasting
- Administration

Sign Out

1 Project Setup 2 Position Setup 3 Financial Review

Client Name : AM Jewels Project Name : Jewel Designer Extension Duration : 01/17/2022 to 03/25/2023

\$4,500,000	\$0	\$0	\$0	\$0	\$4,500,000	100%
Revenue	Direct Labor	Contract Labor	Open Position Labor	Expenses	Profit	Margin

Create Project

Client

Existing Client New Client

AM Jewels

Bill Rate

Fixed Bid Monthly Retainer Time and Materials

\$ 300000.00

Project

Jewel Designer Extension

Project Description

Jewel Designer Extension

Project Status

Draft

CREATE PROJECT

Gantry

Project Staffing & Estimating

- Manage Clients
- Create Client
- Manage Projects
- Create Project
- Utilization Management
- Financial Forecasting
- Administration

Sign Out

1 Project Setup 2 Position Setup 3 Financial Review

Client Name : AM Jewels Project Name : Jewel Designer Extension Duration : 01/17/2022 to 03/25/2023

\$4,500,000	\$0	\$0	\$0	\$0	\$4,500,000	100%
Revenue	Direct Labor	Contract Labor	Open Position Labor	Expenses	Profit	Margin

Create Project

Client

Existing Client New Client

AM Jewels

Bill Rate

Fixed Bid Monthly Retainer

Time and Materials

\$ 300000.00

Project

Jewel Designer Extension

Project Description

Jewel Designer Extension

Project Status

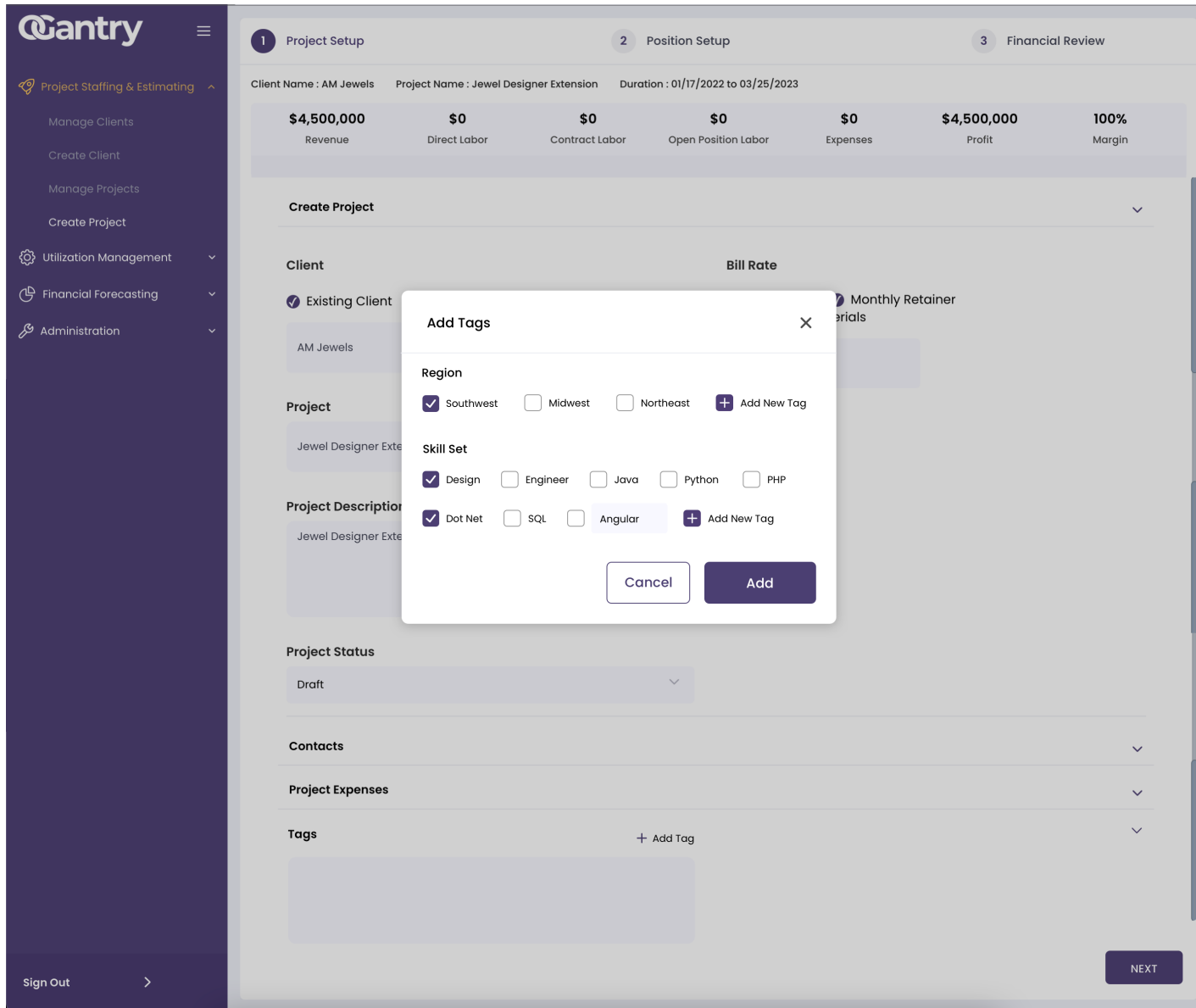
Draft

Contacts

Project Expenses

Tags + Add Tag

NEXT



1 Project Setup **2** Position Setup **3** Financial Review

Client Name : AM Jewels Project Name : Jewel Designer Extension Duration : 01/17/2022 to 03/25/2023

\$4,500,000	\$0	\$0	\$0	\$0	\$4,500,000	100%
Revenue	Direct Labor	Contract Labor	Open Position Labor	Expenses	Profit	Margin

Create Project [dropdown]

Client

Existing Client New Client

AM Jewels

Bill Rate

Fixed Bid Monthly Retainer

Time and Materials

\$ 300000.00

Project

Jewel Designer Extension

Project Description

Jewel Designer Extension

Project Status

Draft [dropdown]

Contacts [dropdown]

Project Expenses [dropdown]


Tags + Add Tag



Region Skill Set

Southwest x Design x Java x



Sign Out >



NEXT



Gantry 


 Project Staffing & Estimating 

- Manage Clients
- Create Client
- Manage Projects
- Create Project

 Utilization Management 

 Financial Forecasting 

 Administration 

Sign Out 

Edit Client Cancel Save

Name Contacts [+ Add New](#)

AM Jewels



Status Inactive Active

Comments

Type comment here

Tags [+ Add Tag](#)

Region Skill Set

Southwest  Design 

Gantry ☰

Project Staffing & Estimating ^

- Manage Clients
- Create Client
- Manage Projects
- Create Project

Utilization Management ∨

Financial Forecasting ∨

Administration ∨

Sign Out >

Edit Employee

Cancel Save

First Name
Amos

Last Name
Hershberger

Email Address
test@nxdomain.com

Skill Set
Baker ⊗ ∨

Region
All ∨

Travel %
00 %

Utilization Target %
100.00 %

Start Date
01/01/2021 📅

Employee Type
W2 ∨

Hourly Cost
\$ 100.00

Tags + Add Tag

Region: Southwest ⊗ Skill Set: Design ⊗

Gantry ☰

- Manage Projects
- Create Project
- ⚙️ Utilization Management ▾
- 📈 Financial Forecasting ▾
- 🔑 Administration ▴
- Manage Employees
- Manage Daily Expense Types
- Manage Monthly Expense Types
- Manage Work Exceptions
- Manage Work Exception Types
- Manage Holidays
- Manage Employee Types
- Manage Skill Sets
- Manage Permissions

Sign Out ➤

Screen Permissions

Features	No Access	View Access	Full Access
▾ Project Staffing and Estimating			
Manage Clients	<input type="radio"/>	<input type="radio"/>	<input type="radio"/>
Manage Projects	<input checked="" type="radio"/>	<input checked="" type="radio"/>	
Manage Fixed Bid Locks	<input checked="" type="radio"/>	<input checked="" type="radio"/>	<input type="radio"/>
▾ Utilization Management			
Bench Report	<input type="radio"/>	<input type="radio"/>	<input type="radio"/>
Open Position Report	<input checked="" type="radio"/>	<input checked="" type="radio"/>	<input type="radio"/>
▾ Financial Forecasting			
Manage P&L	<input checked="" type="radio"/>	<input type="radio"/>	<input type="radio"/>
P&L Comparisons	<input checked="" type="radio"/>	<input type="radio"/>	<input type="radio"/>
➤ Administration			
▾ General			
Share Filter	<input type="radio"/>	<input type="radio"/>	<input type="radio"/>

Gantry

- Project Staffing & Estimating
- Manage Clients
- Create Client
- Manage Projects
- Create Project
- Utilization Management
- Financial Forecasting

Sign Out

1 Project Setup
2 Position Setup
3 Financial Review

Client Name : AM Jewels Project Name : Jewel Designer Duration : 10/25/2021 to 12/25/2022

-	-	-	-	-	-	-
Revenue	Direct Labor	Contract Labor	Open Position Labor	Expenses	Profit	Margin

	Position Name	Assign Person	Skill Set	Start Date	End Date	Allocation	Hourly Cost	Expense	
	IIIII	Ada Lovelace	Baker	03/01/2022	03/31/2022	8.00h	\$207.33	\$0	⋮
	Artisan 3	Arnold Devmeier	Engineer	10/25/2021	03/26/2022	5.00h	\$98.42	\$0	⋮
	Delivery Lead	Select	Delivery	10/25/2021	02/25/2022	8.00	176.87	\$0	✓ ✗
	Delivery Lead(Copy)	-- None --	Delivery	02/02/2022	12/25/2022	4.00h	\$50.00	\$0	⋮
	Delivery Lead(Copy)(Copy)	Jaroslav Brabec (01245)	Delivery	02/02/2022	02/25/2022	7.00h	\$200.00	\$0	⋮
	Experience Lead	Lisandro Matos (01246)	UX	10/25/2021	03/25/2022	8.00h	\$160.87	\$0	⋮
	Jewelry Expert	Charles Davies (01247)	SME	10/25/2021	10/29/2021	4.00h	\$230.00	\$0	⋮
	Master Artisan	Nuria Pelayo (01248)	Engineer	10/25/2021	03/25/2022	8.00h	\$190.98	\$0	⋮
	Physicist	Carolien Bloeme (01249)	SME	10/25/2021	03/25/2022	8.00h	\$90.87	\$0	⋮
	Tech Lead (hourly cost upd...	Ada Lovelace	Engineer	10/25/2021	02/25/2022	8.00h	\$200.00	\$0	⋮

PREV

NEXT

☰

Export Report
📄
🔍

Bench Report

Applied Filters: Project Status: Booked X Employee Status: Active X 🗑️ 🔄

Name ↑↓	Skill Set	Type ↑↓	APR 2022 ↑	MAY 2022 ↑↓	JUN 2022 ↑↓
Ada Lovelace ⓘ	-	W2	0%	0%	0%
Amos Hershberger ⓘ	-	W2	0%	0%	0%
Andy Apprety ⓘ	-	Hourly	0%	0%	0%
Anna Byler ⓘ	-	W2	0%	0%	0%
Anne Phillips ⓘ	-	W2	0%	0%	0%
Arnold Devmeier ⓘ	-	1099	0%	0%	0%
Ben Davidson ⓘ	-	W2	0%	0%	0%
Billy Jones ⓘ	-	W2	0%	0%	0%
Carrie Edwards ⓘ	-	W2	0%	0%	0%
Chien-Shiung Wu ⓘ	-	Corp2Corp	0%	0%	0%
DeeDee Leadersing ⓘ	-	W2	0%	0%	0%
Donna Graham ⓘ	-	W2	0%	0%	0%
Edgar Enart ⓘ	-	Hourly	0%	0%	0%
Edith Clarke ⓘ	-	Hourly	0%	0%	0%
Ellen Ochoa ⓘ	-	Corp2Corp	0%	0%	0%
Ford Prefect ⓘ	-	W2	0%	0%	0%
Frida Kahlo ⓘ	-	W2	0%	0%	0%
Georgia O'Keeffe ⓘ	-	Hourly	0%	0%	0%
Gerald Hershberger ⓘ	-	W2	0%	0%	0%
Henry Yoder ⓘ	-	W2	0%	0%	0%

- Project Staffing & Estimating ^
- Manage Clients
- Create Client
- Manage Projects
- Create Project
- Utilization Management v
- Financial Forecasting v

☰

Export Report
📄
🔍

Bench Report

Applied Filters: Project Status: Booked X Employee Status: Active X 🗑️ 🔄

ID: 05416	Skill Set	Type ↑↓	APR 2022 ↑	MAY 2022 ↑↓	JUN 2022 ↑↓
Ada Lovelace ⓘ	-	W2	0%	0%	0%
Amos Hershberger ⓘ	-	W2	0%	0%	0%
Andy Apprety ⓘ	-	Hourly	0%	0%	0%
Anna Byler ⓘ	-	W2	0%	0%	0%
Anne Phillips ⓘ	-	W2	0%	0%	0%
Arnold Devmeier ⓘ	-	1099	0%	0%	0%
Ben Davidson ⓘ	-	W2	0%	0%	0%
Billy Jones ⓘ	-	W2	0%	0%	0%
Carrie Edwards ⓘ	-	W2	0%	0%	0%
Chien-Shiung Wu ⓘ	-	Corp2Corp	0%	0%	0%
DeeDee Leadersing ⓘ	-	W2	0%	0%	0%
Donna Graham ⓘ	-	W2	0%	0%	0%
Edgar Enart ⓘ	-	Hourly	0%	0%	0%
Edith Clarke ⓘ	-	Hourly	0%	0%	0%
Ellen Ochoa ⓘ	-	Corp2Corp	0%	0%	0%
Ford Prefect ⓘ	-	W2	0%	0%	0%
Frida Kahlo ⓘ	-	W2	0%	0%	0%
Georgia O'Keeffe ⓘ	-	Hourly	0%	0%	0%
Gerald Hershberger ⓘ	-	W2	0%	0%	0%
Henry Yoder ⓘ	-	W2	0%	0%	0%



OGantry

- Project Staffing & Estimating
- Utilization Management
- Financial Forecasting
- Tracking Actuals
- Security & Domains**
- Manage User
- Create User
- Setup Domain (Tenant)
- Payment Account
- Administration

User Management

Add, update or archive user

Name	Email address	Role	Status	Actions
Beth Murphy	beth@gmail.com	Experience Lead	Active	
Rita Leite	rita@gmail.com	Jewelry Expert	Inactive	
Eva Lee	eva@gmail.com	Tech Lead	Active	
Ren Xue	ren@gmail.com	Delivery Lead	Inactive	
Erin Green	erin@gmail.com	Physicist	Active	

1 ...

5 Displaying 1 - 10 of 100 records

OGantry

- Project Staffing & Estimating
- Utilization Management
- Financial Forecasting
- Tracking Actuals
- Security & Domains**
 - Manage User
 - Create User
 - Setup Domain (Tenant)
 - Payment Account
- Administration

Edit Role
Update role

Name: Emilee Simchenko Email: beth@gmail.com Status: Active

Role Name

Select

Cancel Save

2020 © OGantry

Gantry ☰

Manage Employees Add New

Project Staffing & Estimating ^

- Manage Clients
- Create Client
- Manage Projects
- Create Project

Utilization Management ∨

Financial Forecasting ∨

First Name ↑⇅	Last Name ↑↓	Skill Set	Start Date ↑↓	Type ↑↓	Cost ↑↓	Region ↑↓	Actions ⋮
<input type="text" value="First Name"/>	<input type="text" value="Last Name"/>	<input type="text" value="Select"/>	<input type="text" value="Start Date"/>	<input type="text" value="Select"/>	<input type="text" value="\$ 0.00"/>	<input type="text" value="Select"/>	
aaa	Van Vleet	Account Manager	03/19/2022	W2	\$200.00	All	⋮
Ada	Lovelace	-	01/01/2021	W2	\$200.00	All	⋮
Amos	Hershberger	-	01/01/2021	W2	\$50.00	All	⋮
Andy	Apprety	-	01/02/2021	Hourly	\$89.74	All	⋮
Anna	Byler	-	01/01/2021	W2	\$50.00	All	⋮
Anne	Phillips	-	01/01/2021	W2	\$50.00	All	⋮
Arnold	Devmeier	-	01/03/2021	1099	\$98.42	All	⋮
Arthur	Dent	-	01/04/2021	W2	\$53.56	All	⋮
Ben	Davidson	-	01/01/2021	W2	\$50.00	All	⋮
Billy	Jones	-	01/01/2021	W2	\$50.00	All	⋮

« < 1 2 3 4 5 > » Displaying 1 – 10 of 41 records

Gantry ☰

Manage Employees Add New

Project Staffing & Estimating ^

- Manage Clients
- Create Client
- Manage Projects
- Create Project


Utilization Management ∨

Financial Forecasting ∨

First Name ↑↓	Last Name ↑↓	Skill Set	Start Date ↑↓	Type ↑↓	Cost ↑↓	Region ↑↓	Actions ⋮
<input type="text" value="First Name"/> ID: 05416	<input type="text" value="Last Name"/>	<input type="text" value="Select"/>	<input type="text" value="Start Date"/>	<input type="text" value="Select"/>	<input type="text" value="\$ 0.00"/>	<input type="text" value="Select"/>	📄 🔍 🔄
aaa	Van Vleet	Account Manager	03/19/2022	W2	\$200.00	All	⋮
Ada	Lovelace	-	01/01/2021	W2	\$200.00	All	⋮
Amos	Hershberger	-	01/01/2021	W2	\$50.00	All	⋮
Andy	Apprety	-	01/02/2021	Hourly	\$89.74	All	⋮
Anna	Byler	-	01/01/2021	W2	\$50.00	All	⋮
Anne	Phillips	-	01/01/2021	W2	\$50.00	All	⋮
Arnold	Devmeier	-	01/03/2021	1099	\$98.42	All	⋮
Arthur	Dent	-	01/04/2021	W2	\$53.56	All	⋮
Ben	Davidson	-	01/01/2021	W2	\$50.00	All	⋮
Billy	Jones	-	01/01/2021	W2	\$50.00	All	⋮

« < **1** 2 3 4 5 > » ⌵

Displaying 1 - 10 of 41 records



Manage Employees

Add New

First Name ↑⇅

Last Name ↑↓

Skill Set

Start Date ↑↓

Type ↑↓

Cost ↑↓

Region ↑↓

Actions ⋮

First Name

Last Name

Select

Start Date

Select

\$ 0.00

Select

📄
🔍
🔄

First Name	Last Name	Skill Set	Start Date	Type	Cost	Region	Actions
aaa	Van Vleet	Account Manager	03/19/2022	W2	\$200.00	All	⋮
Ada	Lovelace	-	01/01/2021	W2	\$200.00	All	⋮
Amos	Hershberger	-	01/01/2021	W2	\$50.00	All	⋮
Andy	Apprety	-	01/02/2021	Hourly	\$89.74	All	⋮
Anna	Byler	-	01/01/2021	W2	\$50.00	All	⋮
Anne	Phillips	-	01/01/2021	W2	\$50.00	All	⋮
Arnold	Devmeier	-	01/03/2021	1099	\$98.42	All	⋮
Arthur	Dent	-	01/04/2021	W2	\$53.56	All	⋮
Ben	Davidson	-	01/01/2021	W2	\$50.00	All	⋮
Billy	Jones	-	01/01/2021	W2	\$50.00	All	⋮

<<
<
1
2
3
4
5
>
>>

10
⌵

Displaying 1 - 10 of 41 records

Gantry ☰

Edit Employee Cancel Save

ID : 05416

First Name **Last Name**

Email Address **Skill Set**

Region **Travel %** % **Utilization Target %** %

Start Date **Employee Type** **Hourly Cost**

Audit History ▼

Pending Jobs ▼

Gantry ☰

- Manage Projects
- Create Project
- ⚙ Utilization Management ▼
- 📈 Financial Forecasting ▼
- 🔑 Administration ▲
- Manage Employees
- Manage Daily Expense Types
- Manage Monthly Expense Types
- Manage Work Exceptions
- Manage Work Exception Types
- Manage Holidays
- Manage Employee Types
- Manage Skill Sets
- Manage Permissions

Sign Out >

Screen Permissions

Features	No Access	View Access	Full Access
▼ Project Staffing and Estimating	<input checked="" type="radio"/>	<input checked="" type="radio"/>	
Manage Clients	<input type="radio"/>	<input type="radio"/>	<input type="radio"/>
▼ Manage Projects	<input checked="" type="radio"/>	<input checked="" type="radio"/>	
Manage Fixed Bid Locks	<input checked="" type="radio"/>	<input checked="" type="radio"/>	<input type="radio"/>
Manage Project Status	<input type="radio"/>	<input type="radio"/>	<input type="radio"/>
▼ Utilization Management	<input checked="" type="radio"/>	<input checked="" type="radio"/>	
Bench Report		<input checked="" type="radio"/>	<input type="radio"/>
Open Position Report	<input checked="" type="radio"/>		
▼ Financial Forecasting	<input checked="" type="radio"/>	<input type="radio"/>	<input type="radio"/>
Manage P&L	<input checked="" type="radio"/>	<input type="radio"/>	<input type="radio"/>
> Administration			
> General	<input type="radio"/>	<input type="radio"/>	<input type="radio"/>
Share Filter			

Gantry ☰

- Manage Projects
- Create Project
- ⚙ Utilization Management ▾
- 📈 Financial Forecasting ▾
- 🔑 Administration ▲
- Manage Employees
- Manage Daily Expense Types
- Manage Monthly Expense Types
- Manage Work Exceptions
- Manage Work Exception Types
- Manage Holidays
- Manage Employee Types
- Manage Skill Sets
- Manage Permissions

Sign Out >

Screen Permissions



Features	No Access	View Access	Full Access
▾ Project Staffing and Estimating Manage Clients	<input type="radio"/>	<input type="radio"/>	<input type="radio"/>
▾ Manage Projects Manage Fixed Bid Locks Manage Project Status	ALL ▾ <input checked="" type="checkbox"/>	<input type="checkbox"/> <input checked="" type="checkbox"/>	None ▾ <input type="checkbox"/>
▾ Utilization Management Bench Report Open Position Report	— <input checked="" type="checkbox"/>	<input type="radio"/> <input checked="" type="checkbox"/>	<input type="radio"/> <input type="radio"/>
▾ Financial Forecasting Manage P&L	<input checked="" type="checkbox"/>	<input type="radio"/>	<input type="radio"/>
> Administration			
▾ General Share Filter			



OGantry ☰

- Project Staffing & Estimating ▾
- Utilization Management ▲
- Bench Report
- Open Position Report
- Staffed Positions Report
- Financial Forecasting ▾
- Tracking Actuals ▾
- Security & Domains ▾
- Administration ▾

Sign Out >

Staffed Positions Report

Export Report ▾  

Applied Filters: Project Status: Draft X  

Client Name ⌵	Project Name ⌵	Position ⌵	Employee ⌵	Start Date ⌵	End Date ⌵
DJs Dough Co	Project 1 ⓘ	Lead	Afamefuna Okparo	11/1/2020	7/31/2021
Client 1	Project 1 ⓘ	Developer 1	Pablo Cambeiro	11/1/2020	5/1/2021
Client 2	Project 2 ⓘ	Developer 1	Uzoma Buchi	2/1/2020	10/31/2021
Client 3	Project 3 ⓘ	Developer 2	Thakurjeet Bharwana	2/1/2020	12/12/2021
Client 4	Project 4 ⓘ	UI/UX Designer 1	Fátima Cambeiro	12/1/2020	12/1/2021

The screenshot shows the OGantry application interface. On the left is a dark sidebar with navigation items: Project Staffing & Estimating, Utilization Management (highlighted), Bench Report, Open Position Report, Staffed Positions Report, Financial Forecasting, Tracking Actuals, Security & Domains, and Administration. At the bottom of the sidebar are 'Sign Out' and a right arrow. The main content area is titled 'Staffed Positions Report' and features an 'Applied Filters' section with 'Project Status: Draft'. Below this is a table with columns 'Client Name' and 'Project Name'. The table contains five rows: 'DJs Dough Co' with 'Project 1', 'Client 1' with 'Project 1', 'Client 2' with 'Project 2', 'Client 3' with 'Project 3', and 'Client 4' with 'Project 4'. At the bottom of the main area, there is a footer with '2020 © OGantry'.

The 'Apply Filter' dialog box is shown, featuring a close button (X) in the top right. It contains several filter sections: 'Start Month' and 'End Month' with date pickers set to '09/28/2020'; 'Project Status' with a dropdown menu; 'Employee' with a radio button for 'Saved Employee Filter' and a dropdown menu; 'Client' with a radio button for 'Saved Client Filter' and a multi-select dropdown containing 'Client-1', 'Client-2', and 'Client-3'; 'Project' with a radio button for 'Saved Project Filter' and a dropdown menu; and 'Position' with a dropdown menu. At the bottom right of the dialog are 'Reset' and 'Apply' buttons.

The screenshot shows the OGantry application interface. On the left is a dark sidebar with navigation items: Project Staffing & Estimating, Utilization Management (highlighted), Bench Report, Open Position Report, Staffed Positions Report, Financial Forecasting, Tracking Actuals, Security & Domains, and Administration. The main content area is titled 'Staffed Positions Report' and features an 'Applied Filters' section with 'Project Status: Draft'. Below this is a table with columns 'Client Name' and 'Project Name'. The table contains five rows of data. At the bottom of the sidebar, there is a 'Sign Out' button and a copyright notice '2020 © OGantry'.

Client Name	Project Name
DJs Dough Co	Project 1
Client 1	Project 1
Client 2	Project 2
Client 3	Project 3
Client 4	Project 4

The 'Apply Filter' dialog box is shown, allowing users to refine their search. It includes the following sections:

- Start Month** and **End Month**: Both set to 09/28/2020.
- Project Status**: A dropdown menu currently set to 'Select'.
- Employee**: A section with a checked 'Saved Employee Filter' and a 'Select' dropdown.
- Client**: A section with an unchecked 'Saved Client Filter' and a multi-select dropdown containing 'Client-1', 'Client-2', and 'Client-3'.
- Project**: A section with an unchecked 'Saved Project Filter' and a 'Select' dropdown.
- Position**: A 'Select' dropdown.

At the bottom right of the dialog are 'Reset' and 'Apply' buttons.

Gantry

- Project Staffing & Estimating
- Utilization Management
 - Bench Report
 - Open Position Report
- Financial Forecasting
- Administration
 - Manage Employees**
 - Manage Daily Expense Types
 - Manage Monthly Expense Types
 - Manage Work Exceptions
 - Manage Work Exception Types
 - Manage Holidays
 - Manage Employee Types
 - Manage Skill Sets
 - Manage Permissions

Sign Out


Manage Employees

Add New

First Name ↑	Last Name ↑↓	Skill Set	Start Date ↑↓	Type ↑↓	Cost ↑↓	Region ↑↓	Actions
<input type="text" value="First Name"/>	<input type="text" value="Last Name"/>	<input type="text" value="Select"/>	<input type="text" value="Start Date"/>	<input type="text" value="Select"/>	<input type="text" value="\$ 0.00"/>	<input type="text" value="Select"/>	
Ada	Lovelace	-	01/01/2021	W2	\$200.00	All	⋮
Amos	Hershberger	-	01/01/2021	W2	\$50.00	All	⋮
Andy	Apprey	-	01/02/2021	Hourly	\$89.74	All	⋮
Anna	Byler	-	01/01/2021	W2	\$50.00	All	⋮
Anne	Phillips	-	01/01/2021	W2	\$50.00	All	⋮
Arnold	Devmeier	-	01/03/2021	1099	\$98.42	All	⋮
Arthur	Dent	-	01/04/2021	W2	\$53.56	All	⋮
Ben	Davidson	-	01/01/2021	W2	\$50.00	All	⋮
Billy	Jones	-	01/01/2021	W2	\$50.00	All	⋮
Carrie	Edwards	-	01/01/2021	W2	\$50.00	All	⋮

« < 1 2 3 4 > »

Displaying 1 - 10 of 40 records



- Project Staffing & Estimating
- Utilization Management
 - Bench Report
 - Open Position Report
- Financial Forecasting
- Administration
 - Manage Employees
 - Manage Daily Expense Types
 - Manage Monthly Expense Types
 - Manage Work Exceptions
 - Manage Work Exception Types
 - Manage Holidays
 - Manage Employee Types
 - Manage Skill Sets
 - Manage Permissions

Sign Out >

Manage Employees

Add New

First Name ↑

Last Name ↑↓

Skill Set

Start Date ↑↓

Type ↑↓

Cost ↑↓

Region ↑↓

Actions

First Name

Last Name

Select

Start Date

Select

\$ 0.00

Select

📄
🗑️
🔄

First Name	Last Name	Skill Set	Start Date	Type	Cost	Region	Actions
Ada	Lovelace	-	01/01/2021	W2	\$200.00	All	⋮
Amos	Hershberger	-	01/01/2021	W2	\$50.00	All	⋮
Andy	Apprety	-	01/02/2021	Hourly	\$89.74	All	⋮
Anna	Byler	-	01/01/2021	W2	\$50.00	All	⋮
Anne	Phillips	-	01/01/2021	W2	\$50.00	All	⋮
Arnold	Devmeier	-	01/03/2021	1099	\$98.42	All	⋮
Arthur	Dent	-	01/04/2021	W2	\$53.56	All	⋮
Ben	Davidson	-	01/01/2021	W2	\$50.00	All	⋮
Billy	Jones	-	01/01/2021	W2	\$50.00	All	⋮
Carrie	Edwards	-	01/01/2021	W2	\$50.00	All	⋮

<<
<
1
2
3
4
>
>>

10

Displaying 1 - 10 of 40 records

- Edit Employee Details
- Edit Employee Cost
- Terminate Employee
- View Staffed Positions

OGantry

- Project Staffing & Estimating
- Utilization Management**
- Bench Report
- Open Position Report
- Staffed Positions Report
- Financial Forecasting
- Tracking Actuals
- Security & Domains
- Administration

Staffed Positions Report

Applied Filters: Project Status: Draft X

Client Name	Project Name	Position	Employee
DJs Dough Co	Project 1	Lead	Afamefuna Okparo
Client 1	Project 1	Developer 1	Pablo Cambeiro
Client 2	Project 2	Developer 1	Uzoma Buchi
Client 3	Project 3	Developer 2	Thakurjeet Bharwana
Client 4	Project 4	UI/UX Designer 1	Fátima Cambeiro

2020 © OGantry

Apply Filter X

Report Display Range By Year By Quarter

Start Month: 09/28/2020 End Month: 09/28/2020

Project Status: Select

Employee: Use Saved Employee Filter. Select

Client: Use Saved Client Filter. Client-1 Client-2 Client-3

Project: Use Saved Project Filter. Select

Position: Select

Tags: Select

Reset Apply

The screenshot shows the OGantry application interface. On the left is a dark sidebar with a menu containing: Project Staffing & Estimating, Utilization Management (highlighted), Bench Report, Open Position Report, Staffed Positions Report, Financial Forecasting, Tracking Actuals, Security & Domains, and Administration. At the bottom of the sidebar is a 'Sign Out' button. The main content area displays the 'Open Position Report' as a table with the following data:

Client Name	Project Name	Position	Start Date	End Date
Vieet's Fleet	Fleet Manager	Apprentice Artisan	06/21/2021	10/14/2021
Phoenix Interactive	From The Ashes App	Apprentice	08/02/2021	06/03/2022
Vieet's Fleet	Fleet Manager	Artisan	06/01/2021	01/28/2022
Vieet's Fleet	Fleet Manager	Delivery Lead	06/01/2021	02/25/2022
Vieet's Fleet	Fleet Manager	Experience Lead	06/07/2021	01/28/2022
Vieet's Fleet	Fleet Manager	Senior Artisan	07/05/2021	01/28/2022
Vieet's Fleet	Fleet Manager	Tech Lead	06/07/2021	02/18/2022

At the bottom of the main content area, there is a footer with '2020 © OGantry'.

The 'Apply Filter' dialog box is shown with a close button (X) in the top right corner. It contains the following sections:

- Report Display Range:** Radio buttons for 'By Year' and 'By Quarter'.
- Start Month:** A date input field showing '09/28/2020' with a calendar icon.
- End Month:** A date input field showing '09/28/2020' with a calendar icon.
- Project Status:** A dropdown menu with 'Select' as the current value.
- Client:** Radio button for 'Use Saved Client Filter'. Below it, three tags are visible: 'Client-1', 'Client-2', and 'Client-3', each with a close icon.
- Project:** Radio button for 'Use Saved Project Filter'. Below it, a dropdown menu with 'Select' as the current value.
- Position:** A dropdown menu with 'Select' as the current value.

At the bottom of the dialog are two buttons: 'Reset' and 'Apply'.

OGantry

- Project Staffing & Estimating
- Utilization Management
- Bench Report
- Open Position Report
- Staffed Positions Report
- Financial Forecasting
- Tracking Actuals
- Security & Domains
- Administration

Bench Report

Applied Filters: Project Status: Booked Employee Status: Active

Name	Skill Set	Type	MAY 2022
Ada Lovelace	-	W2	0%
Amos Hershberger	-	W2	0%
Anna Byler	-	W2	0%
Anne Phillips	-	W2	0%
Arthur Dent	-	W2	0%
Ben Davidson	-	W2	0%
Billy Jones	-	W2	0%
Carrie Edwards	-	W2	0%
Claude Monet	-	W2	0%
DeeDee Leadersing	-	W2	0%
Donna Graham	-	W2	0%
Ford Prefect	-	W2	0%
Frida Kahlo	-	W2	0%
Gerald Hershberger	-	W2	0%
Henry Yoder	-	W2	0%
Holly Jones	-	W2	0%
Jim Troyer	-	W2	0%
Junio Artiland	-	W2	0%
Miriam Yoder	-	W2	0%
Pablo Picasso	-	W2	0%
Roman Miller	-	W2	0%
Rosemary Yoder	-	W2	0%
Tricia McMillan	-	W2	0%
Vincent VanGogh	-	W2	0%
Andy Apprety	-	Hourly	0%
Edgar Enart	-	Hourly	0%

2020 © OGantry

Apply Filter ×

Report Display Range By Year By Quarter

Start Month **End Month**

Project Status

▼

Employee Use Saved Employee Filter

▼

Type

▼

Active Employees Inactive Employees

OGantry

Project Staffing & Estimating

Utilization Management

Financial Forecasting

P&L Comparison

Manage P&L

Tracking Actuals

Security & Domains

Administration

Manage P&L

Applied Filters: Project Status: Booked × Completed × Forecasted × Imminent × Include Bench: True ×

Revenue

Cost of Goods Sold

Gross Profit

Gross Margin

SG&A undefined

Net Profit

Net Margin

2020 © OGantry

Apply Filter



Data Source Current Data Historical Data

Report Display Range By Year By Quarter

Start Month End Month

Project Status

Select ▼

Client Use Saved Client Filter

Client-1 × Client-2 × Client-3 × ▼

Project Use Saved Project Filter

Select ▼

Include Bench in P&L

Reset

Apply

OGantry

- Project Staffing & Estimating
- Utilization Management
- Financial Forecasting
- P&L Comparison
- Manage P&L
- Tracking Actuals
- Security & Domains
- Administration

Manage P&L

Applied Filters: Project Status: Booked X Completed X Forecasted X Imminent X Include Bench: True X

- Revenue
- Cost of Goods Sold
- Gross Profit
- Gross Margin
- SG&A undefined
- Net Profit
- Net Margin

2020 © OGantry

Apply Filter



Data Source

Current Data Historical Data

Report Display Range

By Year By Quarter

Select

Project Status

Select

Client

Use Saved Client Filter

Client-1 X Client-2 X Client-3 X

Project

Use Saved Project Filter

Select

Include Bench in P&L

Reset

Apply

OGantry

Project Staffing & Estimating
Utilization Management
Financial Forecasting
P&L Comparison
Manage P&L
Tracking Actuals
Security & Domains
Administration

P&L Comparison

1 P&L Comparison | 2 P&L1 05/05/2022 03:22 | 3 P&L2 05/05/2022 03:22

Applied Filters: Include Bench: True

	MAY 2022	JUN 2022
Revenue	\$828,992 \$0 ▲	\$759,600 \$0 ▲
Cost of Goods Sold	\$817,704 \$0 ▲	\$691,500 \$0 ▲
Gross Profit	\$11,288 \$0 ▲	\$68,000 \$0 ▲
Gross Margin	1% 0% ▲	0% 0% ▲
SG&A	\$0 \$0 ▲	\$0 \$0 ▲
Net Profit	\$11,288 \$0 ▲	\$68,000 \$0 ▲
Net Margin	1% 0% ▲	0% 0% ▲

2020 © OGantry

Apply Filter



Variance Period Custom Variance Period

Select

Report Display Range By Year By Quarter

Select

Project Status

Select

Client Use Saved Client Filter

Client-1 Client-2 Client-3

Project Use Saved Project Filter

Select

Include Bench in P&L

Reset

Apply

OGantry

P&L Comparison

1 P&L Comparison | 2 P&L1 05/05/2022 03:22 | 3 P&L2 05/05/2022 03:22

Applied Filters: Include Bench: True X

	MAY 2022	JUN 2022
Revenue	\$828,992 \$0 ▲	\$759,600 \$0 ▲
Cost of Goods Sold	\$817,704 \$0 ▲	\$691,500 \$0 ▲
Gross Profit	\$11,288 \$0 ▲	\$68,000 \$0 ▲
Gross Margin	1% 0% ▲	0% 0% ▲
SG&A	\$0 \$0 ▲	\$0 \$0 ▲
Net Profit	\$11,288 \$0 ▲	\$68,000 \$0 ▲
Net Margin	1% 0% ▲	0% 0% ▲

2020 © OGantry

Apply Filter X

Variance Period Custom Variance Period

Current: 09/28/2020

Previous: 09/28/2020

Report Display Range By Year By Quarter

Select

Project Status

Select

Client Use Saved Client Filter

Client-1 X Client-2 X Client-3 X

Project Use Saved Project Filter

Select

Include Bench in P&L

Reset Apply

The image shows a software interface for P&L Comparison. On the left is a dark sidebar with navigation items: Project Staffing & Estimating, Utilization Management, Financial Forecasting (expanded), P&L Comparison, Manage P&L, Tracking Actuals, Security & Domains, and Administration. The main content area is titled 'P&L Comparison' and shows a table comparing 'MAY 2022' and 'JUN 2022'. The table includes rows for Revenue, Cost of Goods Sold, Gross Profit, Gross Margin, SG&A, Net Profit, and Net Margin. A 'Variance Dropdown' filter is overlaid on the right, titled 'Apply Filter'. It contains sections for 'Variance Period' (with a dropdown menu showing options like 'None', '1 Day ago', '7 Days ago', '30 Days ago', '90 Days ago'), 'Project Status' (with a dropdown menu), 'Client' (with a dropdown menu showing 'Client-1', 'Client-2', 'Client-3'), and 'Project' (with a dropdown menu). There is also a checked checkbox for 'Include Bench in P&L' and 'Reset' and 'Apply' buttons at the bottom of the filter.

	MAY 2022	JUN 2022
Revenue	\$828,992 \$0 ▲	\$759,600 \$0 ▲
Cost of Goods Sold	\$817,704 \$0 ▲	\$691,500 \$0 ▲
Gross Profit	\$11,288 \$0 ▲	\$68,000 \$0 ▲
Gross Margin	1% 0% ▲	0% 0% ▲
SG&A	\$0 \$0 ▲	\$0 \$0 ▲
Net Profit	\$11,288 \$0 ▲	\$68,000 \$0 ▲
Net Margin	1% 0% ▲	0% 0% ▲

OGantry

- Project Staffing & Estimating
- Utilization Management
- Financial Forecasting
- P&L Comparison
- Manage P&L
- Tracking Actuals
- Security & Domains
- Administration

P&L Comparison

1 P&L Comparison | 2 P&L1 05/05/2022 03:22 | 3 P&L2 05/05/2022 03:22

Applied Filters: Include Bench: True

	MAY 2022	JUN 2022
Revenue	\$828,992 \$0 ▲	\$759,600 \$0 ▲
Cost of Goods Sold	\$817,704 \$0 ▲	\$691,500 \$0 ▲
Gross Profit	\$11,288 \$0 ▲	\$68,000 \$0 ▲
Gross Margin	1% 0% ▲	0% 0% ▲
SG&A	\$0 \$0 ▲	\$0 \$0 ▲
Net Profit	\$11,288 \$0 ▲	\$68,000 \$0 ▲
Net Margin	1% 0% ▲	0% 0% ▲

2020 © OGantry

Apply Filter ✕

Variance Period Custom Variance Period

Select Comparison's between today's and previous dates

Report Display Range By Year By Quarter

Select

Project Status

Select


Client Use Saved Client Filter

Client-1 Client-2 Client-3

Project Use Saved Project Filter

Select

Include Bench in P&L



- Project Staffing & Estimating
- Manage Clients
- Create Client
- Manage Projects
- Create Project
- Utilization Management
- Bench Report
- Open Position Report
- Staffed Position Report
- Financial Forecasting
- Administration

Sign Out


Staffed Positions Report

Export Report
📄
🔍
📅

Applied Filters: Date Range: 06/01/2022 - 08/31/2022 X Project Status: Booked X Completed X Forecasted X Imminent X

Client Name ↑↓	Project Name ↑↓	Position ↑↓	Employee ↑↓	Employee Type	Bill Rate	Start Date ↑↓	End Date ↑↓
Test client 1	Test Project 1	Test OP 1		Baker	\$ 0.00	04/03/2022	04/28/2023
Test client 1	Test Project 1	Test OP 2		Baker	\$ 0.00	04/03/2022	04/28/2023
Vleet's Fleet	Fleet Manager	Apprentice Artisan		SME	\$ 100.00	06/21/2022	10/14/2022
Vleet's Fleet	Fleet Manager	Artisan		Engineer	\$ 150.00	06/01/2022	01/28/2023
Vleet's Fleet	Fleet Manager	Delivery Lead		Delivery	\$ 200.00	06/01/2022	02/25/2023
AM Jewels	Jewel Designer Exten:	Master Artisan	Edith Clarke	Engineer	\$ 0.00	03/28/2022	03/25/2023
Vleet's Fleet	Fleet Manager	Experience Lead		UX	\$ 150.00	06/07/2022	01/28/2023
Vleet's Fleet	Fleet Manager	Senior Artisan		Engineer	\$ 200.00	07/05/2022	01/28/2023
Vleet's Fleet	Fleet Manager	Tech Lead		Engineer	\$ 175.00	06/07/2022	02/18/2023
Phoenix Interactive	From The Ashes App	Apprentice		Delivery	\$ 100.00	08/02/2022	06/03/2023
AM Jewels	Jewel Designer Exten:	Physicist	Chien-Shiung Wu	Engineer	\$ 0.00	03/28/2022	03/25/2023
AM Jewels	Jewel Designer Exten:	Tech Lead	Ada Lovelace	Engineer	\$ 0.00	03/28/2022	03/25/2023
Phoenix Interactive	From The Ashes App	Artisan	Ellen Ochoa	Engineer	\$ 125.00	08/02/2022	08/20/2022
HHG2G	Project42 Extension	Chief Engineer	Ford Prefect	Engineer	\$ 0.00	10/04/2022	12/31/2022
Phoenix Interactive	Daily Yoga App	Artisan	Junio Artiland	Engineer	\$ 150.00	12/06/2021	08/29/2022
AM Jewels	Jewel Designer Exten:	Delivery Lead	DeeDee Leadersing	Delivery	\$ 0.00	03/28/2022	03/25/2023
AM Jewels	Jewel Designer Exten:	Experience Lead	Frida Kahlo	UX	\$ 0.00	03/28/2022	03/25/2023
AM Jewels	Jewel Designer Exten:	Jewelry Expert	Marilyn Monroe	SME	\$ 0.00	03/28/2022	03/25/2023
HHG2G	Project42	Tester	Arthur Dent	Delivery	\$ 0.00	05/03/2022	10/01/2022
HHG2G	Project42 Draft	Assistant Engineer	Arthur Dent	Engineer	\$ 0.00	01/03/2023	01/13/2024

2020 © OGantry



- Project Staffing & Estimating ^
- Manage Clients
- Create Client
- Manage Projects
- Create Project
- Utilization Management ^
- Bench Report
- Open Position Report
- Staffed Position Report
- Financial Forecasting v
- Administration v

Sign Out >

Staffed Positions Report


Export Report v
📄
🔍
📅
🗓️

Applied Filters: Date Range: 06/01/2022 - 08/31/2022 X Project Status: Booked X Completed X Forecasted X Imminent X

JUNE 2022
Day | Week | **Month**
< Today >

Projects	Thu 16	Fri 17	Sat 18	Sun 19	Mon 20	Tue 21	Wed 22	Thu 23	Fri 24	Sat 25	Sun 26	Mon 27	Tue 28	Wed 29	Thu 30
Project-1 / Client-1	Waiano Akarana <small>June 16th - June 22nd</small>														
						Bernd Pfefferberg <small>June 21st - June 27th</small>									
Project-2 / Client-2	Trienke van Aartsen <small>June 1st - July 26th</small>														
	Kita Chihoko <small>June 1st - July 26th</small>														
Project-3 / Client-3	Ishaaq El Vohra <small>June 16th - June 21st</small>														
Project-4 / Client-4	Ohta Kin <small>June 16th - June 29th</small>														
			Edward Lindgren <small>June 19th - June 24th</small>												
Project-5 / Client-5						Thoma Falloway <small>June 21st - June 26th</small>									
							Harinder Mondhi <small>June 22nd - June 29th</small>								
										Ray Cooper <small>June 26th - June 29th</small>					

2020 © OGantry



- Project Staffing & Estimating
- Manage Clients
- Create Client
- Manage Projects
- Create Project
- Utilization Management
- Bench Report
- Open Position Report
- Staffed Position Report
- Financial Forecasting
- Administration

Sign Out

Staffed Positions Report


Export Report
📅
🔍
📄
🗓️

Applied Filters: Date Range: 06/01/2022 - 08/31/2022 Project Status: Booked Completed Forecasted Imminent

JUNE 2022
Today

Projects	16 Thu	17 Fri	18 Sat	19 Sun	20 Mon	21 Tue	22 Wed	23 Thu	24 Fri	25 Sat	26 Sun	27 Mon	28 Tue	29 Wed	30 Thu
Project-1 / Client-1	Waiano Akarana <small>16th June - 22nd June</small>														
						Bernd Pfefferberg <small>21st June - 27th June</small>									
Project-2 / Client-2	<div style="display: flex; justify-content: space-between;"> <div style="width: 45%;"> <p>Trienke van Aartsen <small>1st June - 26th July</small></p> <p>Kita Chihoko <small>1st June - 26th July</small></p> </div> <div style="width: 50%; border: 1px solid #ccc; padding: 5px; background-color: #fff;"> <p>Position : Artisan</p> <p>Employee : Julian Gruber</p> <p>Employee Type : Engineer</p> <p>Bill Rate : \$ 270.00</p> </div> </div>														
Project-3 / Client-3	Ishaaq El Vohra <small>16th June - 21st June</small>														
Project-4 / Client-4	Ohta Kin <small>16th June - 29th June</small>														
			Edward Lindgren <small>19th June - 24th June</small>												
Project-5 / Client-5						Thoma Fulloway <small>21st June - 26th June</small>									
							Harinder Mondhi <small>22nd June - 29th June</small>								
											Ray Cooper <small>26th June - 29th June</small>				

2020 © OGantry



- Project Staffing & Estimating
- Manage Clients
- Create Client
- Manage Projects
- Create Project
- Utilization Management
- Bench Report
- Open Position Report
- Staffed Position Report
- Financial Forecasting
- Administration

Sign Out

Staffed Positions Report

Export Report
📅
🔍
📄
🗓️


Applied Filters: Date Range: 06/01/2022 - 08/31/2022 Project Status: Booked Completed Forecasted Imminent

JUNE 2022
< Today >

Projects	16 Thu	17 Fri	18 Sat	19 Sun	20 Mon	21 Tue	22 Wed	23 Thu	24 Fri	25 Sat	26 Sun	27 Mon	28 Tue	29 Wed	30 Thu
Project-1 / Client-1	Waiano Akarana <small>16th June - 22nd June</small>														
						Bernd Pfefferberg <small>21st June - 27th June</small>									
Project-2 / Client-2	Trienke van Aartsen <small>1st June - 26th July</small>														
	Kita Chihoko <small>1st June - 26th July</small>														
Project-3 / Client-3	Ishaaq El Vohra <small>16th June - 21st June</small>														
Project-4 / Client-4	Ohta Kin <small>16th June - 29th June</small>														
			Edward Lindgren <small>19th June - 24th June</small>												
Project-5 / Client-5						Thoma Fulloway <small>21st June - 26th June</small>									
								Harinder Mondal <small>22nd June - 29th June</small>							
											Ray Cooper <small>26th June - 29th June</small>				

Position : Senior Artisan
 Employee : Rickie Baroch
 Employee Type : UX
 Bill Rate : \$ 140.00

2020 © OGantry



- Project Staffing & Estimating
- Utilization Management
 - Bench Report
 - Open Position Report
 - Staffed Position Report
- Financial Forecasting
- Administration


Bench Report

Export Report
📄
🔍
🗑️
📅

Applied Filters: Date Range: 01/01/2022 - 08/31/2022 X Project Status: Booked X Employee Status: Active X

Name ↑↓	Skill Set	Type ↑↓	JAN 2022 ↑↓	FEB 2022 ↑↓	MAR 2022 ↑↓	APR 2022 ↑↓	MA
Ada Lovelace ⓘ	-	W2	0%	0%	0%	0%	
Andy Apprety ⓘ	-	Hourly	0%	0%	0%	0%	
Arnold Devmeier ⓘ	-	1099	0%	0%	0%	0%	
Arthur Dent ⓘ	-	W2	100%	100%	100%	100%	
Chien-Shiung Wu ⓘ	-	Corp2Corp	0%	0%	0%	0%	
Claude Monet ⓘ	-	W2	0%	0%	0%	0%	
DeeDee Leadersing ⓘ	-	W2	0%	0%	0%	0%	
Edith Clarke ⓘ	-	Hourly	0%	0%	0%	0%	
Ellen Ochoa ⓘ	-	Corp2Corp	0%	0%	0%	0%	
Ford Prefect ⓘ	-	W2	0%	0%	0%	0%	
Frida Kahlo ⓘ	-	W2	0%	0%	0%	0%	
Georgia O'Keeffe ⓘ	-	Hourly	0%	0%	0%	0%	
Jean-Michel Basquiat ⓘ	-	1099	0%	0%	0%	0%	Click me for position details
Joe Fre ⓘ	-	1099	100%	100%	100%	100%	
Junio Artiland ⓘ	-	W2	100%	100%	100%	100%	
Leonardo DaVinci ⓘ	-	1099	0%	0%	0%	0%	
Louise Bourgeois ⓘ	-	1099	0%	0%	0%	0%	
Marilyn Monroe ⓘ	-	1099	0%	0%	0%	0%	
Pablo Picasso ⓘ	-	W2	100%	100%	100%	100%	
Seneca Englewood ⓘ	-	1099	0%	0%	0%	0%	

Sign Out >
2020 © OGantry



- Project Staffing & Estimating
- Utilization Management
- Bench Report
- Open Position Report
- Staffed Position Report
- Financial Forecasting
- Administration

Sign Out

Bench Report


Export Report

Applied Filters: Date Range: 01/01/2022 - 08/31/2022 | Project Status: Booked | Employee Status: Active

JUNE 2022 | Day | Week | Month | Today

Employee	Thu 16	Fri 17	Sat 18	Sun 19	Mon 20	Tue 21	Wed 22	Thu 23	Fri 24	Sat 25	Sun 26	Mon 27	Tue 28	Wed 29	Thu 30
Wan Gengxin	50% Project-1 / Client-1 June 16th - June 22nd														
						50% Project-2 / Client-2 June 21st - June 27th									
Sang Young-II	40% Project-3 / Client-3 June 1st - July 26th														
	30% Project-4 / Client-4 June 1st - July 26th														
Ham Chuwon	0% Project-5 / Client-5 June 16th - June 21st														
Dai Jiang	50% Project-6 / Client-6 June 16th - June 29th														
			50% Project-7 / Client-7 June 19th - June 24th												
Nayara Delafuente						40% Project-8 / Client-8 June 21st - June 26th									
							30% Project-9 / Client-9 June 22nd - June 29th								
											10% Project-10 / Client-10 June 26th - June 29th				

2020 © OGantry



- Project Staffing & Estimating
- Utilization Management
- Bench Report
- Open Position Report
- Staffed Position Report
- Financial Forecasting
- Access Control
- Administration
- Sign Out


Open Position Report

Export Report
Filter
Refresh

Applied Filters: Date Range: 06/01/2022 - 08/31/2022 | Project Status: Booked | Completed | Forecasted | Imminent

Client Name	Project Name	Position ↑↓	Start Date ↑↓	End Date ↑↓	JUN 2022	JUL 2022
Vleet's Fleet	Fleet Manager	Apprentice Artisan	06/21/2022	10/14/2022	\$6,400	\$16,800
Vleet's Fleet	Fleet Manager	Artisan	06/01/2022	01/28/2023	\$26,400	\$25,200
Vleet's Fleet	Fleet Manager	Delivery Lead	06/01/2022	02/25/2023	\$35,200	\$33,600
Vleet's Fleet	Fleet Manager	Experience Lead	06/07/2022	01/28/2023	\$21,600	\$25,200
Vleet's Fleet	Fleet Manager	Senior Artisan	07/05/2022	01/28/2023	\$0	\$30,400
Vleet's Fleet	Fleet Manager	Tech Lead	06/07/2022	02/18/2023	\$25,200	\$29,400
Phoenix Interactive	From The Ashes A...	Apprentice	08/02/2022	06/03/2023	\$0	\$0
Phoenix Interactive	Daily Yoga App	Apprentice Artisan...	06/02/2022	08/29/2022	\$16,800	\$16,800

2020 © OGantry



- Project Staffing & Estimating
- Utilization Management
- Bench Report
- Open Position Report
- Staffed Position Report
- Financial Forecasting
- Access Control
- Administration

Sign Out

Open Position Report

Export Report
📅
🔍
📄
🗓️

Applied Filters: Date Range: 06/01/2022 - 08/31/2022 X Project Status: Booked X Completed X Forecasted X Imminent X

JUNE 2022
Day | Week | **Month**
< Today >

	Thu 16	Fri 17	Sat 18	Sun 19	Mon 20	Tue 21	Wed 22	Thu 23	Fri 24	Sat 25	Sun 26	Mon 27	Tue 28	Wed 29	Thu 30	
Project-1 / Client-1	Apprentice Artisan <small>June 16th - June 22nd</small>					Artisan <small>June 21st - June 27th</small>										
Project-2 / Client-2	Delivery Lead <small>June 1st - July 26th</small>															
	Experience Lead <small>June 1st - July 26th</small>															
Project-3 / Client-3	Senior Artisan <small>June 16th - June 21st</small>															
Project-4 / Client-4	Tech Lead <small>June 16th - June 29th</small>															
	Apprentice <small>June 19th - June 24th</small>															
Project-5 / Client-5						Apprentice Artisan <small>June 21st - June 26th</small>										
							Artisan <small>June 22nd - June 29th</small>			Experience Lead <small>June 26th - June 29th</small>						

2020 © OGantry

OGantry

- Project Staffing & Estimating
- Utilization Management
- Bench Report
- Open Position Report
- Staffed Position Report
- Financial Forecasting
- Access Control
- Administration

Sign Out

Open Position Report

Export Report

Applied Filters: Date Range: 06/01/2022 - 08/31/2022 | Project Status: Booked | Completed | Forecasted

JUNE 2022 | Day | Week | **Month**

Projects	Thu 16	Fri 17	Sat 18	Sun 19	Mon 20	Tue 21	Wed 22	Thu 23	Fri 24	Sat 25	Sun 26
Project-1 / Client-1	Apprentice Artisan June 16th - June 22nd					Artisan June 21st - June 27th					
Project-2 / Client-2	Delivery Lead June 1st - July 26th										
	Experience Lead June 1st - July 26th										
Project-3 / Client-3	Senior Artisan June 16th - June 21st										
Project-4 / Client-4	Tech Lead June 16th - June 29th										
		Apprentice June 19th - June 24th									
Project-5 / Client-5						Apprentice Artisan June 21st - June 26th					
						Artisan June 22nd - June 29th					


Calendar [X]

Apprentice Artisan
June 21st - October 14th

Project Name :
Fleet Manager

Client Name :
Vleet's Fleet

July	\$ 16,800.00
August	\$ 17,400.00
September	\$ 18,600.00



- Project Staffing & Estimating
 - Manage Clients
 - Create Client
 - Manage Projects
 - Create Project
- Utilization Management
 - Bench Report
 - Open Position Report
 - Staffed Position Report
- Financial Forecasting
- Administration

Sign Out >


Staffed Positions Report

📅
📅
Export Report
📄
🔍

Applied Filters: Date Range: 06/01/2022 - 08/31/2022 X Project Status: Booked X Completed X Forecasted X Imminent X

Client Name ↑↓	Project Name ↑↓	Position ↑↓	Employee ↑↓	Employee Type	Bill Rate	Start Date ↑↓	End Date ↑↓
Test client 1	Test Project 1	Test OP 1		Baker	\$ 0.00	04/03/2022	04/28/2023
Test client 1	Test Project 1	Test OP 2		Baker	\$ 0.00	04/03/2022	04/28/2023
Vleet's Fleet	Fleet Manager	Apprentice Artisan		SME	\$ 100.00	06/21/2022	10/14/2022
Vleet's Fleet	Fleet Manager	Artisan		Engineer	\$ 150.00	06/01/2022	01/28/2023
Vleet's Fleet	Fleet Manager	Delivery Lead		Delivery	\$ 200.00	06/01/2022	02/25/2023
AM Jewels	Jewel Designer Exten:	Master Artisan	Edith Clarke	Engineer	\$ 0.00	03/28/2022	03/25/2023
Vleet's Fleet	Fleet Manager	Experience Lead		UX	\$ 150.00	06/07/2022	01/28/2023
Vleet's Fleet	Fleet Manager	Senior Artisan		Engineer	\$ 200.00	07/05/2022	01/28/2023
Vleet's Fleet	Fleet Manager	Tech Lead		Engineer	\$ 175.00	06/07/2022	02/18/2023
Phoenix Interactive	From The Ashes App	Apprentice		Delivery	\$ 100.00	08/02/2022	06/03/2023
AM Jewels	Jewel Designer Exten:	Physicist	Chien-Shiung Wu	Engineer	\$ 0.00	03/28/2022	03/25/2023
AM Jewels	Jewel Designer Exten:	Tech Lead	Ada Lovelace	Engineer	\$ 0.00	03/28/2022	03/25/2023
Phoenix Interactive	From The Ashes App	Artisan	Ellen Ochoa	Engineer	\$ 125.00	08/02/2022	08/20/2022
HHG2G	Project42 Extension	Chief Engineer	Ford Prefect	Engineer	\$ 0.00	10/04/2022	12/31/2022
Phoenix Interactive	Daily Yoga App	Artisan	Junio Artiland	Engineer	\$ 150.00	12/06/2021	08/29/2022
AM Jewels	Jewel Designer Exten:	Delivery Lead	DeeDee Leadersing	Delivery	\$ 0.00	03/28/2022	03/25/2023
AM Jewels	Jewel Designer Exten:	Experience Lead	Frida Kahlo	UX	\$ 0.00	03/28/2022	03/25/2023
AM Jewels	Jewel Designer Exten:	Jewelry Expert	Marilyn Monroe	SME	\$ 0.00	03/28/2022	03/25/2023
HHG2G	Project42	Tester	Arthur Dent	Delivery	\$ 0.00	05/03/2022	10/01/2022
HHG2G	Project42 Draft	Assistant Engineer	Arthur Dent	Engineer	\$ 0.00	01/03/2023	01/13/2024

2020 © OGantry



- Project Staffing & Estimating
- Manage Clients
- Create Client
- Manage Projects
- Create Project
- Utilization Management
- Bench Report
- Open Position Report
- Staffed Position Report
- Financial Forecasting
- Administration

Sign Out

Staffed Positions Report

Tabular View
Calendar View
Export Report

Applied Filters: Date Range: 06/01/2022 - 08/31/2022 Project Status: Booked Completed Forecasted Imminent

Client Name	Project Name	Position	Employee	Employee Type	Bill Rate	Start Date	End Date
Test client 1	Test Project 1	Test OP 1		Baker	\$ 0.00	04/03/2022	04/28/2023
Test client 1	Test Project 1	Test OP 2		Baker	\$ 0.00	04/03/2022	04/28/2023
Vleet's Fleet	Fleet Manager	Apprentice Artisan		SME	\$ 100.00	06/21/2022	10/14/2022
Vleet's Fleet	Fleet Manager	Artisan		Engineer	\$ 150.00	06/01/2022	01/28/2023
Vleet's Fleet	Fleet Manager	Delivery Lead		Delivery	\$ 200.00	06/01/2022	02/25/2023
AM Jewels	Jewel Designer Exten:	Master Artisan	Edith Clarke	Engineer	\$ 0.00	03/28/2022	03/25/2023
Vleet's Fleet	Fleet Manager	Experience Lead		UX	\$ 150.00	06/07/2022	01/28/2023
Vleet's Fleet	Fleet Manager	Senior Artisan		Engineer	\$ 200.00	07/05/2022	01/28/2023
Vleet's Fleet	Fleet Manager	Tech Lead		Engineer	\$ 175.00	06/07/2022	02/18/2023
Phoenix Interactive	From The Ashes App	Apprentice		Delivery	\$ 100.00	08/02/2022	06/03/2023
AM Jewels	Jewel Designer Exten:	Physicist	Chien-Shiung Wu	Engineer	\$ 0.00	03/28/2022	03/25/2023
AM Jewels	Jewel Designer Exten:	Tech Lead	Ada Lovelace	Engineer	\$ 0.00	03/28/2022	03/25/2023
Phoenix Interactive	From The Ashes App	Artisan	Ellen Ochoa	Engineer	\$ 125.00	08/02/2022	08/20/2022
HHG2G	Project42 Extension	Chief Engineer	Ford Prefect	Engineer	\$ 0.00	10/04/2022	12/31/2022
Phoenix Interactive	Daily Yoga App	Artisan	Junio Artiland	Engineer	\$ 150.00	12/06/2021	08/29/2022
AM Jewels	Jewel Designer Exten:	Delivery Lead	DeeDee Leadersing	Delivery	\$ 0.00	03/28/2022	03/25/2023
AM Jewels	Jewel Designer Exten:	Experience Lead	Frida Kahlo	UX	\$ 0.00	03/28/2022	03/25/2023
AM Jewels	Jewel Designer Exten:	Jewelry Expert	Marilyn Monroe	SME	\$ 0.00	03/28/2022	03/25/2023
HHG2G	Project42	Tester	Arthur Dent	Delivery	\$ 0.00	05/03/2022	10/01/2022
HHG2G	Project42 Draft	Assistant Engineer	Arthur Dent	Engineer	\$ 0.00	01/03/2023	01/13/2024

2020 © OGantry

Open Position Report Export Report 📅 🔍 📄 🗓️


Applied Filters: Date Range: 06/01/2022 - 08/31/2022 X Project Status: Booked X Completed X Forecasted X Imminent X 📄 🔄

JUNE 2022 Day Week Month < Today >

Projects	Thu 16	Fri 17	Sat 18	Sun 19	Mon 20	Tue 21	Wed 22	Thu 23	Fri 24	Sat 25	Sun 26	Mon 27	Tue 28	Wed 29	Thu 30
Project-1 / Client-1	Apprentice Artisan June 16th - June 22nd						Artisan June 21st - June 27th								
Project-2 / Client-2	Delivery Lead June 1st - July 26th														
	Experience Lead June 1st - July 26th														
Project-3 / Client-3	Senior Artisan June 16th - June 21st														
Project-4 / Client-4	Tech Lead June 16th - June 29th														
			Apprentice June 19th - June 24th												
Project-5 / Client-5						Apprentice Artisan June 21st - June 26th									
							Artisan June 22nd - June 29th								
											Experience Lead June 26th - June 29th				

Revenue Popover:
Jul 2022: \$16,800
Aug 2022: \$18,300
Sep 2022: \$19,100
Oct 2022: \$35,200

Sign Out > 2020 © OGantry



- Project Staffing & Estimating
- Utilization Management
- Bench Report
- Open Position Report
- Staffed Position Report
- Financial Forecasting
- Administration

Sign Out

Bench Report


Export Report
📅
🔍
📄
🗓️

Applied Filters: Date Range: 01/01/2022 - 08/31/2022 | Project Status: Booked | Employee Status: Active

JUNE 2022
Day | Week | **Month**
< Today >

Employee	Thu 16	Fri 17	Sat 18	Sun 19	Mon 20	Tue 21	Wed 22	Thu 23	Fri 24	Sat 25	Sun 26	Mon 27	Tue 28	Wed 29	Thu 30	
Wan Gengxin	50% Project-1 / Client-1 <small>June 16th - June 22nd</small>						50% Project-2 / Client-2 <small>June 21st - June 27th</small>									
Sang Young-II	40% Project-3 / Client-3 <small>June 1st - July 26th</small>															
	30% Project-4 / Client-4 <small>June 1st - July 26th</small>															
Ham Chuwon	0% Project-5 / Client-5 <small>June 16th - June 21st</small>															
Dai Jiang	50% Project-6 / Client-6 <small>June 16th - June 29th</small>															
					50% Project-7 / Client-7 <small>June 19th - June 24th</small>											
Nayara Delafuente						40% Project-8 / Client-8 <small>June 21st - June 26th</small>										
							30% Project-9 / Client-9 <small>June 22nd - June 29th</small>									
											10% Project-10 / Client-10 <small>June 26th - June 29th</small>					

2020 © OGantry



- Project Staffing & Estimating
- Utilization Management
- Bench Report
- Open Position Report
- Staffed Position Report
- Financial Forecasting
- Administration

Sign Out

Bench Report

Export Report

Applied Filters: Date Range: 01/01/2022 - 08/31/2022 | Project Status: Booked | Employee Status: Active

JUNE 2022 | Day | Week | Month | Today

Employee	Thu 16	Fri 17	Sat 18	Sun 19	Mon 20	Tue 21	Wed 22	Thu 23	Fri 24	Sat 25	Sun 26	Mon 27	Tue 28	Wed 29	Thu 30
Wan Gengxin	50% Project-1 / Client-1 June 16th - June 22nd					Project Status: Booked		50% Project-2 / Client-2 June 21st - June 27th							
Sang Young-II	40% Project-3 / Client-3 June 1st - July 26th														
	30% Project-4 / Client-4 June 1st - July 26th														
Ham Chuwon	0% Project-5 / Client-5 June 16th - June 21st														
Dai Jiang	50% Project-6 / Client-6 June 16th - June 29th										50% Project-7 / Client-7 June 19th - June 24th				
Nayara Delafuente						40% Project-8 / Client-8 June 21st - June 26th					30% Project-9 / Client-9 June 22nd - June 29th				
											10% Project-10 / Client-10 June 26th - June 29th				

2020 © OGantry

The screenshot shows the OGantry application interface. On the left is a dark sidebar with navigation items: Project Staffing & Estimating, Utilization Management, Bench Report, Open Position Report, Staffed Positions Report, Financial Forecasting, Tracking Actuals, Security & Domains, and Administration. The main content area is titled 'Staffed Positions Report' and features an 'Applied Filters' section with 'Project Status: Draft'. Below this is a table with columns for Client Name, Project Name, Position, and Employee.

Client Name	Project Name	Position	Employee
DJs Dough Co	Project 1	Lead	Afamefuna Okparo
Client 1	Project 1	Developer 1	Pablo Cambeiro
Client 2	Project 2	Developer 1	Uzoma Buchi
Client 3	Project 3	Developer 2	Thakurjeet Bharwana
Client 4	Project 4	UI/UX Designer 1	Fátima Cambeiro

The 'Apply Filter' dialog box is shown on the right. It includes a close button (X) and a 'Report Display Range' section with radio buttons for 'By Year' and 'By Quarter'. Below are 'Start Month' and 'End Month' fields, both set to '09/28/2020'. The 'Project Status' section has a dropdown menu. The 'Employee' section has a radio button for 'Use Saved Employee Filter' and a dropdown menu. The 'Client' section has a radio button for 'Use Saved Client Filter' and a dropdown menu containing 'Client-1', 'Client-2', and 'Client-3'. The 'Region' section has a dropdown menu with '+2' tags and a list of checkboxes: Region (checked), Southwest (checked), Midwest (unchecked), Northeast (checked), Skill Set (unchecked), Design (unchecked), and Engineer (unchecked). At the bottom are 'Reset' and 'Apply' buttons.

The screenshot shows the OGantry application interface. On the left is a dark sidebar with navigation items: Project Staffing & Estimating, Utilization Management, Bench Report, Open Position Report, Staffed Positions Report, Financial Forecasting, Tracking Actuals, Security & Domains, and Administration. The main content area is titled 'Staffed Positions Report' and features a table with columns: Client Name, Project Name, Position, and Employee. Above the table, there are 'Applied Filters' including 'Project Status: Draft'. The footer of the main area shows '2020 © OGantry'.

Client Name	Project Name	Position	Employee
DJs Dough Co	Project 1	Lead	Afamefuna Okparo
Client 1	Project 1	Developer 1	Pablo Cambeiro
Client 2	Project 2	Developer 1	Uzoma Buchi
Client 3	Project 3	Developer 2	Thakurjeet Bharwana
Client 4	Project 4	UI/UX Designer 1	Fátima Cambeiro

The 'Apply Filter' dialog box is shown on the right. It includes a close button (X) and several filter sections: 'Report Display Range' with radio buttons for 'By Year' and 'By Quarter', and date pickers for 'Start Month' and 'End Month' (both set to 09/28/2020); 'Project Status' with a dropdown menu; 'Employee' with a radio button for 'Use Saved Employee Filter' and a dropdown; 'Client' with a radio button for 'Use Saved Client Filter' and a multi-select dropdown containing 'Client-1', 'Client-2', and 'Client-3'; 'Project' with a radio button for 'Use Saved Project Filter' and a dropdown; 'Position' with a dropdown; and 'Tags' with a dropdown containing 'Region +2'. At the bottom are 'Reset' and 'Apply' buttons.

OGantry ☰

- Project Staffing & Estimating ▼
- Utilization Management** ▲
 - Bench Report
 - Open Position Report
 - Staffed Positions Report
- Financial Forecasting ▼
- Tracking Actuals ▼
- Security & Domains ▼
- Administration ▼

Sign Out >

2020 © OGantry

Staffed Positions Report

Applied Filters: Project Status: Draft ✕ 📄 🔄

Client Name	Project Name	Position	Employee
DJs Dough Co	Project 1	Lead	Afamefuna Okparó
Client 1	Project 1	Developer 1	Pablo Cambeiro
Client 2	Project 2	Developer 1	Uzoma Buchi
Client 3	Project 3	Developer 2	Thakurjeet Bharwana
Client 4	Project 4	UI/UX Designer 1	Fátima Cambeiro

Apply Filter ✕

Report Display Range By Year By Quarter

Start Month: 09/28/2020 📅 End Month: 09/28/2020 📅

Project Status

Select ▼

Employee Use Saved Employee Filter

Client Use Saved Client Filter

Project Use Saved Project Filter

Position

Tags

Reset Apply

OGantry

Project Staffing & Estimating
Utilization Management
Bench Report
Open Position Report
Staffed Positions Report
Financial Forecasting
Tracking Actuals
Security & Domains
Administration

Staffed Positions Report

Applied Filters: Project Status: Draft

Client Name	Project Name	Position	Employee
DJs Dough Co	Project 1	Lead	Afamefuna Okparo
Client 1	Project 1	Developer 1	Pablo Cambeiro
Client 2	Project 2	Developer 1	Uzoma Buchi
Client 3	Project 3	Developer 2	Thakurjeet Bharwana
Client 4	Project 4	UI/UX Designer 1	Fátima Cambeiro

Sign Out

2020 © OGantry

Apply Filter

Report Display Range By Year By Quarter

Start Month: 09/28/2020 End Month: 09/28/2020

Project Status: Select

Employee: Use Saved Employee Filter
Select

Client: Use Saved Client Filter
Client-1 Client-2 Client-3

Project: Use Saved Project Filter
Select

Position: Select

Tags: Select

Reset Apply

Edit Role Cancel Save

Role Name
templ

Description
templ

Screen Permissions

Features	No Access	View Access	Full Access
Project Staffing and Estimating			
Manage Clients	<input type="radio"/>	<input checked="" type="radio"/>	<input type="radio"/>
Project Permission			
Manage Projects	<input type="radio"/>	<input checked="" type="radio"/>	<input type="radio"/>
Manage Fixed Bid Locks		<input checked="" type="radio"/>	<input type="radio"/>
Manage Project Status		<input checked="" type="radio"/>	<input type="radio"/>
Utilization Management			
Bench Report	<input type="radio"/>	<input type="radio"/>	<input type="radio"/>
Open Position Report			
Open Position Report	<input type="radio"/>	<input type="radio"/>	<input type="radio"/>
Financial Data	<input type="radio"/>	<input type="radio"/>	
Staff Position Permission			
Staffed Position Report	<input type="radio"/>	<input type="radio"/>	<input type="radio"/>
Financial Data	<input type="radio"/>	<input type="radio"/>	
Financial Forecasting			
Manage P&L	<input type="radio"/>	<input type="radio"/>	<input type="radio"/>
P&L Comparison	<input type="radio"/>	<input type="radio"/>	<input type="radio"/>
Administration			
Manage Employee	<input type="radio"/>	<input type="radio"/>	<input type="radio"/>
Manage Expense Type	<input type="radio"/>	<input type="radio"/>	<input type="radio"/>
Manage Monthly Expense Type	<input type="radio"/>	<input type="radio"/>	<input type="radio"/>
Manage Work Exceptions	<input type="radio"/>	<input type="radio"/>	<input type="radio"/>
Manage Work Exception Type	<input type="radio"/>	<input type="radio"/>	<input type="radio"/>
Manage Holidays	<input type="radio"/>	<input type="radio"/>	<input type="radio"/>
Manage Employee Type	<input type="radio"/>	<input type="radio"/>	<input type="radio"/>
Manage Position Type	<input type="radio"/>	<input type="radio"/>	<input type="radio"/>
Access Control			
Manage Users	<input type="radio"/>	<input type="radio"/>	<input type="radio"/>
Manage Role	<input type="radio"/>	<input type="radio"/>	<input type="radio"/>
General			
Share Filter	<input type="radio"/>	<input type="radio"/>	<input type="radio"/>

Gantry ☰

📍 Project Staffing & Estimating ^

- Manage Clients
- Create Client
- Manage Projects
- Create Project

⚙️ Utilization Management ∨

📊 Financial Forecasting ∨

🔑 Administration ∨

🛡️ Access Control ∨

Sign Out >

1 Project Setup **2** Position Setup **3** Financial Review

Client Name : Employee Changes Project Name : Emp Full Info Update Cases Duration : 01/03/2022 to 02/24/2023

\$100,000	\$306,400	\$0	\$0	\$0	\$-206,400	-206%
Revenue	Direct Labor	Contract Labor	Open Position Labor	Expenses	Profit	Margin

+ Position Name	Assign Person	Skill Set	Start Date	End Date	Allocation	Hourly Cost	Expense	Tags
ECSetup#1	EmpEC01 ECPosPri...	SME	01/03/2022	04/05/2022 ⓘ	8.00h	\$50.00	\$0	Delhi +2 ⋮
ECSetup#2	EmpEC02 ECPosAf...	SME	11/14/2022	02/24/2023 ⓘ	8.00h	\$50.00	\$0	San Diego +3 ⋮
ECSetup#3	EmpEC03 ECPosIn...	SME	04/05/2022	11/25/2022 ⓘ	8.00h	\$50.00	\$0	Delhi +2 ⋮
ECSetup#4	EmpEC04 ECPosE...	SME	04/05/2022	10/27/2022 ⓘ	8.00h	\$50.00	\$0	Delhi +2 ⋮
ECSetup#5	EmpEC05 ECPosSt...	SME	10/27/2022	11/25/2022 ⓘ	8.00h	\$50.00	\$0	Delhi +2 ⋮
ECSetup#6a	EmpEC06 ECPos2...	SME	01/03/2022	04/05/2022 ⓘ	8.00h	\$50.00	\$0	Delhi +2 ⋮
ECSetup#6b	EmpEC06 ECPos2...	SME	11/14/2022	02/24/2023 ⓘ	8.00h	\$50.00	\$0	Delhi +2 ⋮
ECSetup#7a	EmpEC07 ECPos2...	SME	04/05/2022	10/27/2022 ⓘ	8.00h	\$50.00	\$0	Delhi +2 ⋮
ECSetup#7b	EmpEC07 ECPos2...	SME	10/27/2022	11/25/2022 ⓘ	8.00h	\$50.00	\$0	Delhi +2 ⋮

PREV NEXT

Gantry

Project Staffing & Estimating

Manage Clients

Create Client

Manage Projects

Create Project

Utilization Management

Financial Forecasting

Administration

Access Control

Sign Out

1 Project Setup
2 Position Setup
3 Financial Review

Client Name : Employee Changes Project Name : Emp Full Info Update Cases Duration : 01/03/2022 to 02/24/2023

\$100,000	\$306,400	\$0	\$0	\$0	\$-206,400	-206%
Revenue	Direct Labor	Contract Labor	Open Position Labor	Expenses	Profit	Margin

	Position Name	Assign Person	Skill Set	Start Date	End Date	Allocation	Hourly Cost	Expense	Tags
+	ECSetup#1	EmpEC01 ECPosPri...	SME	01/03/2022	04/05/2022 ⓘ	8.00h	\$50.00	\$0	Delhi +2 Vadodara Mumbai
	ECSetup#2	EmpEC02 ECPosAf...	SME	11/14/2022	02/24/2023 ⓘ	8.00h	\$50.00	\$0	San Diego +2
	ECSetup#3	EmpEC03 ECPosIn...	SME	04/05/2022	11/25/2022 ⓘ	8.00h	\$50.00	\$0	Delhi +2
	ECSetup#4	EmpEC04 ECPosE...	SME	04/05/2022	10/27/2022 ⓘ	8.00h	\$50.00	\$0	Delhi +2
	ECSetup#5	EmpEC05 ECPosSt...	SME	10/27/2022	11/25/2022 ⓘ	8.00h	\$50.00	\$0	Delhi +2
	ECSetup#6a	EmpEC06 ECPos2...	SME	01/03/2022	04/05/2022 ⓘ	8.00h	\$50.00	\$0	Delhi +2
	ECSetup#6b	EmpEC06 ECPos2...	SME	11/14/2022	02/24/2023 ⓘ	8.00h	\$50.00	\$0	Delhi +2
	ECSetup#7a	EmpEC07 ECPos2...	SME	04/05/2022	10/27/2022 ⓘ	8.00h	\$50.00	\$0	Delhi +2
	ECSetup#7b	EmpEC07 ECPos2...	SME	10/27/2022	11/25/2022 ⓘ	8.00h	\$50.00	\$0	Delhi +2

PREV
NEXT

Gantry

- Project Staffing & Estimating
- Manage Clients
- Create Client
- Manage Projects
- Create Project
- Utilization Management
- Financial Forecasting
- Administration
- Access Control
- Sign Out

1 Project Setup
2 Position Setup
3 Financial Review

Client Name : Employee Changes Project Name : Emp Full Info Update Cases Duration : 01/03/2022 to 02/24/2023

\$100,000	\$306,400	\$0	\$0	\$0	\$-206,400	-206%
Revenue	Direct Labor	Contract Labor	Open Position Labor	Expenses	Profit	Margin

	Position Name	Assign Person	Skill Set	Start Date	End Date	Allocation	Hourly Cost	Expense	
+	ECSetup#1	EmpEC01 ECPosPri...	SME	01/03/2022	04/05/2022 ⓘ	8.00h	\$50.00	<u>\$0</u>	⋮
+	ECSetup#2	EmpEC02 ECPosAf...	SME	11/14/2022	02/24/2023 ⓘ	8.00h	\$50.00	<u>\$0</u>	⋮
+	ECSetup#3	EmpEC03 ECPosIn...	SME	04/05/2022	11/25/2022 ⓘ	8.00h	\$50.00	<u>\$0</u>	⋮
+	ECSetup#4	EmpEC04 ECPosE...	SME	04/05/2022	10/27/2022 ⓘ	8.00h	\$50.00	<u>\$0</u>	⋮
+	ECSetup#5	EmpEC05 ECPosSt...	SME	10/27/2022	11/25/2022 ⓘ	8.00h	\$50.00	<u>\$0</u>	⋮
+	ECSetup#6a	EmpEC06 ECPos2...	SME	01/03/2022	04/05/2022 ⓘ	8.00h	\$50.00	<u>\$0</u>	⋮
+	ECSetup#6b	EmpEC06 ECPos2...	SME	11/14/2022	02/24/2023 ⓘ	8.00h	\$50.00	<u>\$0</u>	⋮
+	ECSetup#7a	EmpEC07 ECPos2...	SME	04/05/2022	10/27/2022 ⓘ	8.00h	\$50.00	<u>\$0</u>	⋮
+	ECSetup#7b	EmpEC07 ECPos2...	SME	10/27/2022	11/25/2022 ⓘ	8.00h	\$50.00	<u>\$0</u>	⋮

PREV
NEXT

The screenshot displays the OGantry application interface. On the left is a dark purple sidebar with the OGantry logo and a menu containing: Project Staffing & Estimating (with a sub-menu for Manage Clients, Create Client, and Manage Projects), Utilization Management, Financial Forecasting, Administration, and Access Control. At the bottom of the sidebar is a 'Sign Out' button. The main content area is titled 'Position Setup' and shows a 'Client Name : Em' and a revenue of '\$100,0'. A modal window titled 'Add Tag' is open, featuring a 'Select Tag' dropdown menu, a 'Selected Tags:' section with 'miami' and 'washington-dc' tags, and 'Cancel' and 'Add' buttons. The background shows a list of project positions with a '-206% Margin' indicator on the right. Navigation buttons 'PREV' and 'NEXT' are visible at the bottom of the main area.

Gantry ☰


- Project Staffing & Estimating ^
 - Manage Clients
 - Create Client
 - Manage Projects
 - Create Project
- Utilization Management ∨
- Financial Forecasting ∨
- Administration ∨
- Access Control ∨

1 Project Setup **2** Position Setup 3 Financial Review

Client Name : Employee Changes Project Name : Emp Full Info Update Cases Duration : 01/03/2022 to 02/24/2023

\$100,000	\$306,400	\$0	\$0	\$0	\$-206,400	-206%
Revenue	Direct Labor	Contract Labor	Open Position Labor	Expenses	Profit	Margin

+	Position Name	Assign Person	Skill Set	Start Date	End Date	Allocation	Hourly Cost	Expense	
	ECSetup#1	EmpEC01 ECPosPri...	SME	01/03/2022	04/05/2022 ⓘ	8.00h	\$50.00	<u>\$0</u>	⋮
	ECSetup#2	EmpEC02 ECPosAf...	SME	11/14/2022	02/24/2023 ⓘ	8.00h	\$50.00	<u>\$0</u>	⋮
	ECSetup#3	EmpEC03 ECPosIn...	SME	04/05/2022	11/25/2022 ⓘ	8.00h	\$50.00	<u>\$0</u>	⋮
	ECSetup#4	EmpEC04 ECPosE...	SME	04/05/2022	10/27/2022 ⓘ	8.00h	\$50.00	<u>\$0</u>	⋮
	ECSetup#5	EmpEC05 ECPosSt...	SME	10/27/2022	11/25/2022 ⓘ	8.00h	\$50.00	<u>\$0</u>	⋮
	ECSetup#6a	EmpEC06 ECPos2...	SME	01/03/2022	04/05/2022 ⓘ	8.00h	\$50.00	<u>\$0</u>	⋮
	ECSetup#6b	EmpEC06 ECPos2...	SME	11/14/2022	02/24/2023 ⓘ	8.00h	\$50.00	<u>\$0</u>	⋮
	ECSetup#7a	EmpEC07 ECPos2...	SME	04/05/2022	10/27/2022 ⓘ	8.00h	\$50.00	<u>\$0</u>	⋮
	ECSetup#7b	EmpEC07 ECPos2...	SME	10/27/2022	11/25/2022 ⓘ	8.00h	\$50.00	<u>\$0</u>	⋮



- Project Staffing & Estimating
 - Manage Clients
 - Create Client
 - Manage Projects
 - Create Project
- Utilization Management
 - Bench Report
 - Open Position Report
 - Staffed Position Report
- Financial Forecasting
- Administration
- Access Control
- Sign Out

1 Project Setup
2 Position Setup

3 Financial Review

Client Name : Employee Changes Project Name : Emp Full HC Update Cases Duration : 02/01/2021 to 06/01/2023

-	-	-	-	-	-	-
Revenue	Direct Labor	Contract Labor	Open Position Labor	Expenses	Profit	Margin

Recalculating...

+	Position Name	Assign Person	Skill Set	Start Date	End Date	Allocation	Hourly Cost	Expense	
	Emp chnge util tar...	Emp PLC50	SME	06/01/2022	06/01/2023 ⓘ	8.00h	\$100.00	\$0	⋮
	HCSetup#1	EmpHC01 HCPosPrior	SME	02/01/2021	04/30/2021 ⓘ	8.00h	\$50.00	\$0	⋮
	HCSetup#2	EmpHC02 HCPosAfter	SME	07/01/2021	09/30/2021 ⓘ	8.00h	\$50.00	\$0	⋮
	HCSetup#3	EmpHC03 HCPosInterse...	SME	02/01/2021	09/30/2021 ⓘ	8.00h	\$50.00	\$0	⋮
	HCSetup#4	EmpHC04 HCPosEnd	SME	02/01/2021	06/01/2021 ⓘ	8.00h	\$50.00	\$0	⋮
	HCSetup#5	EmpHC05 HCPosStart	SME	06/01/2021	09/30/2021 ⓘ	8.00h	\$50.00	\$0	⋮
	HCSetup#6a	EmpHC06 HCPos2PriorA...	SME	02/01/2021	02/02/2021 ⓘ	8.00h	\$50.00	\$0	⋮
	HCSetup#6b	EmpHC06 HCPos2PriorA...	SME	07/01/2021	09/30/2021 ⓘ	8.00h	\$50.00	\$0	⋮
	HCSetup#7a	EmpHC07 HCPos2EndSt...	SME	02/01/2021	06/01/2021 ⓘ	8.00h	\$50.00	\$0	⋮
	HCSetup#7b	EmpHC07 HCPos2EndSt...	SME	06/01/2021	09/30/2021 ⓘ	8.00h	\$50.00	\$0	⋮

- Add Expense
- Edit
- Duplicate
- Delete
- Tags

Gantry ☰


- Project Staffing & Estimating ^
 - Manage Clients
 - Create Client
 - Manage Projects
 - Create Project
- Utilization Management ∨
- Financial Forecasting ∨
- Administration ∨
- Access Control ∨

Sign Out >

Project Management Add New




<input type="checkbox"/>	Client ↑	Project ↑	Start Date	End Date	Duration	Bill Type	Status ↑↓	Tags	Actions
<input type="checkbox"/>						Billing T... ∨	Status ∨	Select Tags	
<input type="checkbox"/>	Position Changes	Accelerate Position F	02/01/2023	06/01/2023	18 Weeks	Fixed Bid	Booked	test	
<input type="checkbox"/>	Position Changes	Accelerate Position ↑	02/01/2023	06/01/2023	18 Weeks	Retainer	Booked	test	
<input type="checkbox"/>	Position Changes	Accelerate Position ↑	02/01/2023	06/01/2023	18 Weeks	Time and Materials	Booked	test	
<input type="checkbox"/>	Position Changes	Delay Position FB	12/15/2022	06/01/2023	24 Weeks	Fixed Bid	Booked	test	
<input type="checkbox"/>	Position Changes	Delay Position MR	12/15/2022	06/01/2023	24 Weeks	Retainer	Booked	test	
<input type="checkbox"/>	Position Changes	Delay Position TM	12/15/2022	06/01/2023	24 Weeks	Time and Materials	Booked	test	
<input type="checkbox"/>	Employee Changes	Emp chnge util targe	01/02/2023	06/01/2023	22 Weeks	Fixed Bid	Booked	test	
<input type="checkbox"/>	Employee Changes	Emp chnge util targe	03/22/2023	03/22/2023	0 Weeks	Retainer	Booked		
<input type="checkbox"/>	Employee Changes	Emp chnge util targe	03/22/2023	03/22/2023	0 Weeks	Time and Materials	Booked		
<input type="checkbox"/>	Employee Changes	Emp Full HC Update	02/01/2021	06/01/2023	122 Weeks	Fixed Bid	Forecasted		

<< < 1 2 3 4 5 > >> 10 ∨




- Project Staffing & Estimating
- Manage Clients
- Create Client
- Manage Projects
- Create Project
- Utilization Management
- Financial Forecasting
- Administration
- Access Control
- Sign Out

Project Management Add New

☰	Client ↑	Project ↑	Start Date	End Date	Duration	Bill Type	Status ↑↓	Tags	Actions
<input type="checkbox"/>	<input type="text"/>	<input type="text"/>	<input type="text"/>	<input type="text"/>		Billing T... ▾	Status ▾	Select Tags	  
<input type="checkbox"/>	Position Changes	Accelerate Position F	02/01/2023	06/01/2023	18 Weeks	Fixed Bid	Booked	test	⋮
<input type="checkbox"/>	Position Changes	Accelerate Position ↑	02/01/2023	06/01/2023	18 Weeks	Retainer	Booked	test	⋮
<input type="checkbox"/>	Position Changes	Accelerate Position ↑	02/01/2023	06/01/2023	18 Weeks	Time and Materials	Booked	test	⋮
<input type="checkbox"/>	Position Changes	Delay Position FB	12/15/2022	06/01/2023	24 Weeks	Fixed Bid	Booked	test	⋮
<input type="checkbox"/>	Position Changes	Delay Position MR	12/15/2022	06/01/2023	24 Weeks	Retainer	Booked	test	⋮
<input type="checkbox"/>	Position Changes	Delay Position TM	12/15/2022	06/01/2023	24 Weeks	Time and Materials	Booked	test	⋮
<input type="checkbox"/>	Employee Changes	Emp chnge util targe	01/02/2023	06/01/2023	22 Weeks	Fixed Bid	Booked	test	⋮
<input type="checkbox"/>	Employee Changes	Emp chnge util targe	03/22/2023	03/22/2023	0 Weeks	Retainer	Booked		⋮
<input type="checkbox"/>	Employee Changes	Emp chnge util targe	03/22/2023	03/22/2023	0 Weeks	Time and Materials	Booked		⋮
<input type="checkbox"/>	Employee Changes	Emp Full HC Update	02/01/2021	06/01/2023	122 Weeks	Fixed Bid	Forecasted		⋮




<<
<
1
2
3
4
5
>
>>

10 ▾



- Project Staffing & Estimating
- Manage Clients
- Create Client
- Manage Projects
- Create Project
- Utilization Management
- Financial Forecasting
- Administration
- Access Control
- Sign Out

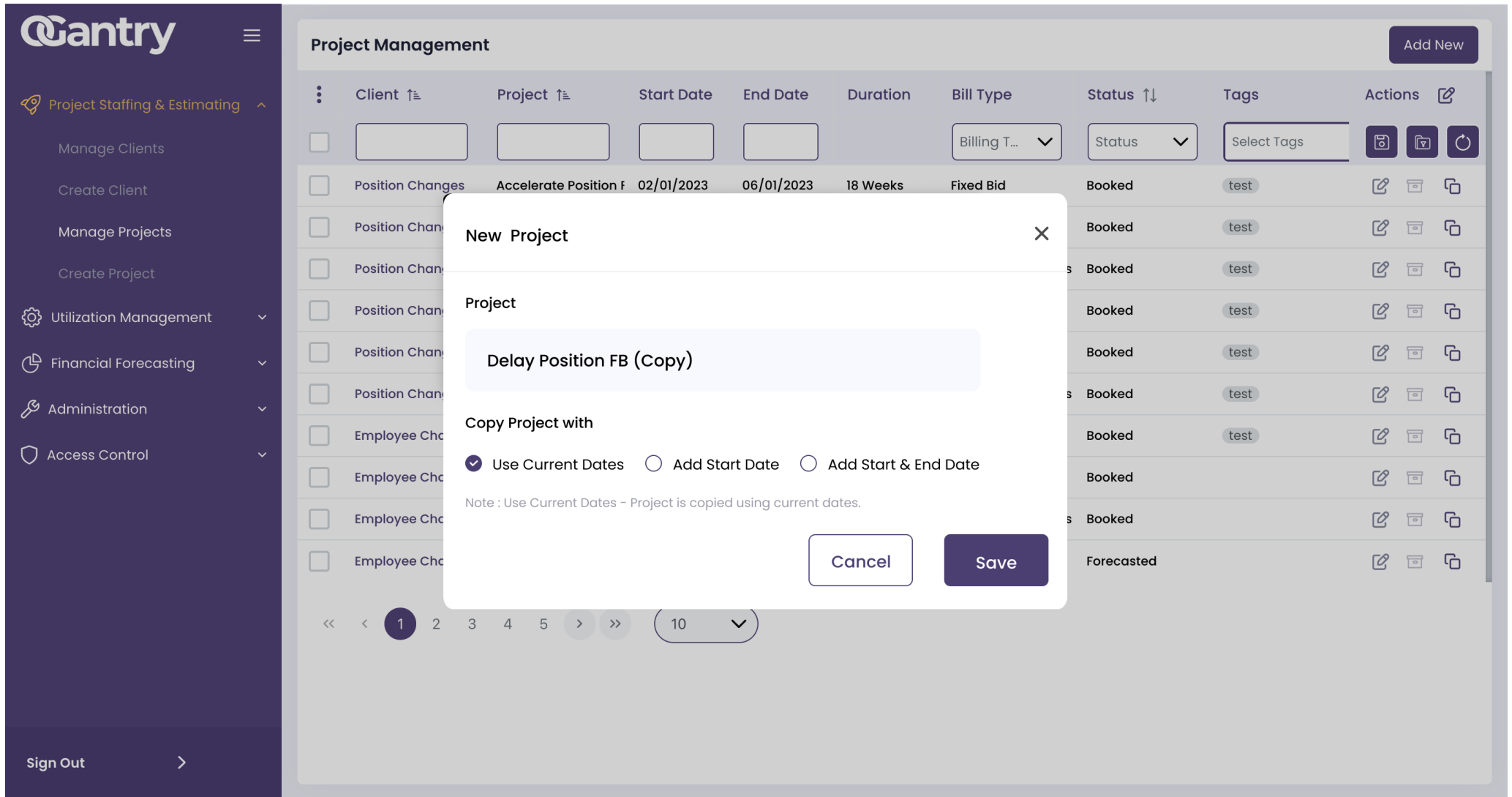
Project Management Add New

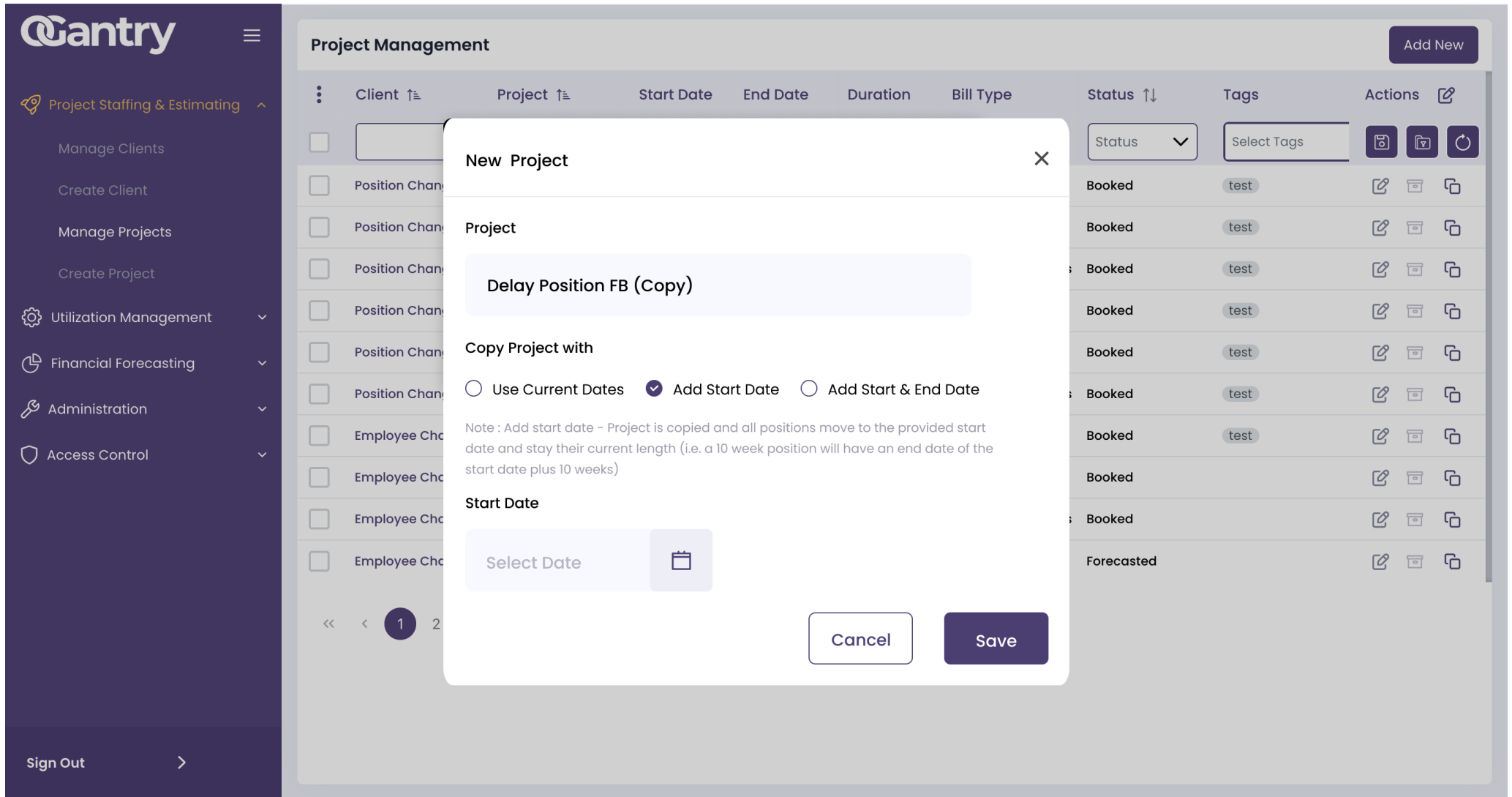
	Client	Project	Start Date	End Date	Duration	Bill Type	Status	Tags	Actions
<input type="checkbox"/>	<input type="text"/>	<input type="text"/>	<input type="text"/>	<input type="text"/>		Billing T... v	Status v	<input type="text" value="Select Tags"/>	  
<input type="checkbox"/>	Position Changes	Accelerate Position F	02/01/2023	06/01/2023	18 Weeks	Fixed Bid	Booked	test	⋮
<input type="checkbox"/>	Position Changes	Accelerate Position ↑	02/01/2023	06/01/2023	18 Weeks	Retainer	Booked	test	⋮
<input type="checkbox"/>	Position Changes	Accelerate Position ↑	02/01/2023	06/01/2023	18 Weeks	Time and Materials	Booked	test	⋮
<input type="checkbox"/>	Position Changes	Delay Position FB	12/15/2022	06/01/2023	24 Weeks	Fixed Bid	Booked	test	⋮
<input type="checkbox"/>	Position Changes	Delay Position MR	12/15/2022	06/01/2023	24 Weeks	Retainer	Booked	test	⋮
<input type="checkbox"/>	Position Changes	Delay Position TM	12/15/2022	06/01/2023	24 Weeks	Time and Materials	Booked	test	⋮
<input type="checkbox"/>	Employee Changes	Emp chnge util targe	01/02/2023	06/01/2023	22 Weeks	Fixed Bid	Booked	test	⋮
<input type="checkbox"/>	Employee Changes	Emp chnge util targe	03/22/2023	03/22/2023	0 Weeks	Retainer	Booked		⋮
<input type="checkbox"/>	Employee Changes	Emp chnge util targe	03/22/2023	03/22/2023	0 Weeks	Time and Materials	Booked		⋮
<input type="checkbox"/>	Employee Changes	Emp Full HC Update	02/01/2021	06/01/2023	122 Weeks	Fixed Bid	Forecasted		⋮

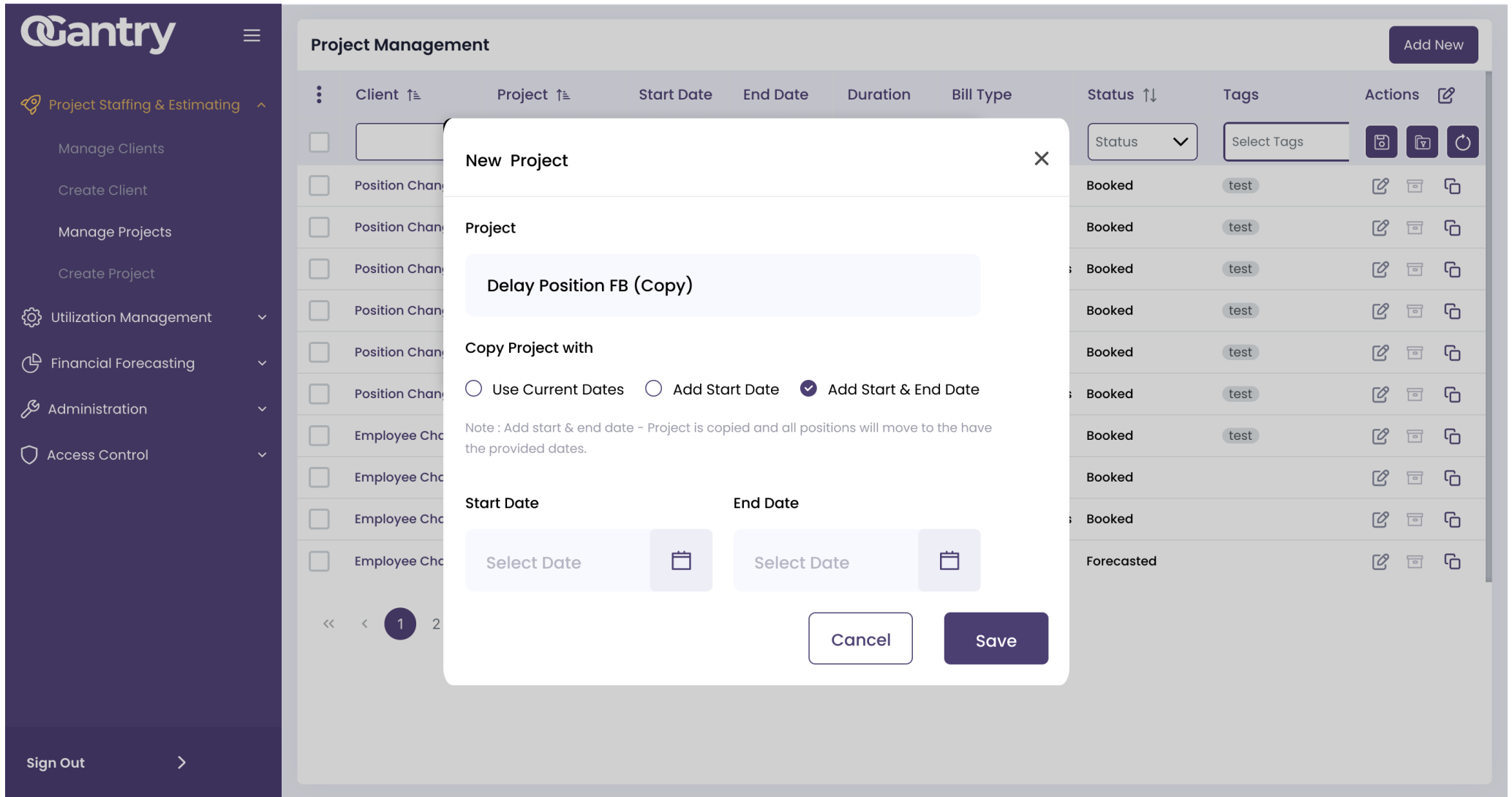
<<
<
1
2
3
4
5
>
>>

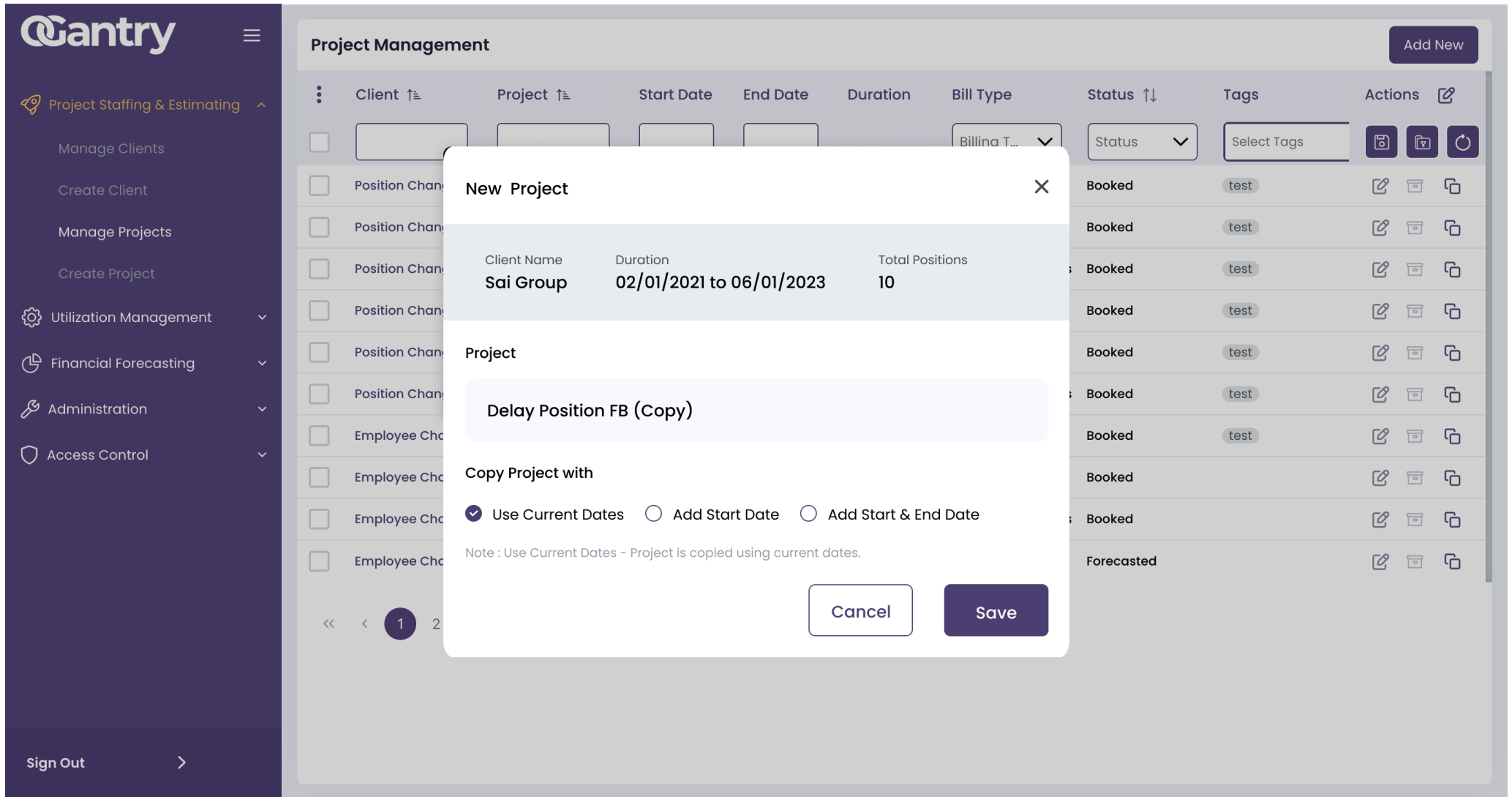
10
v

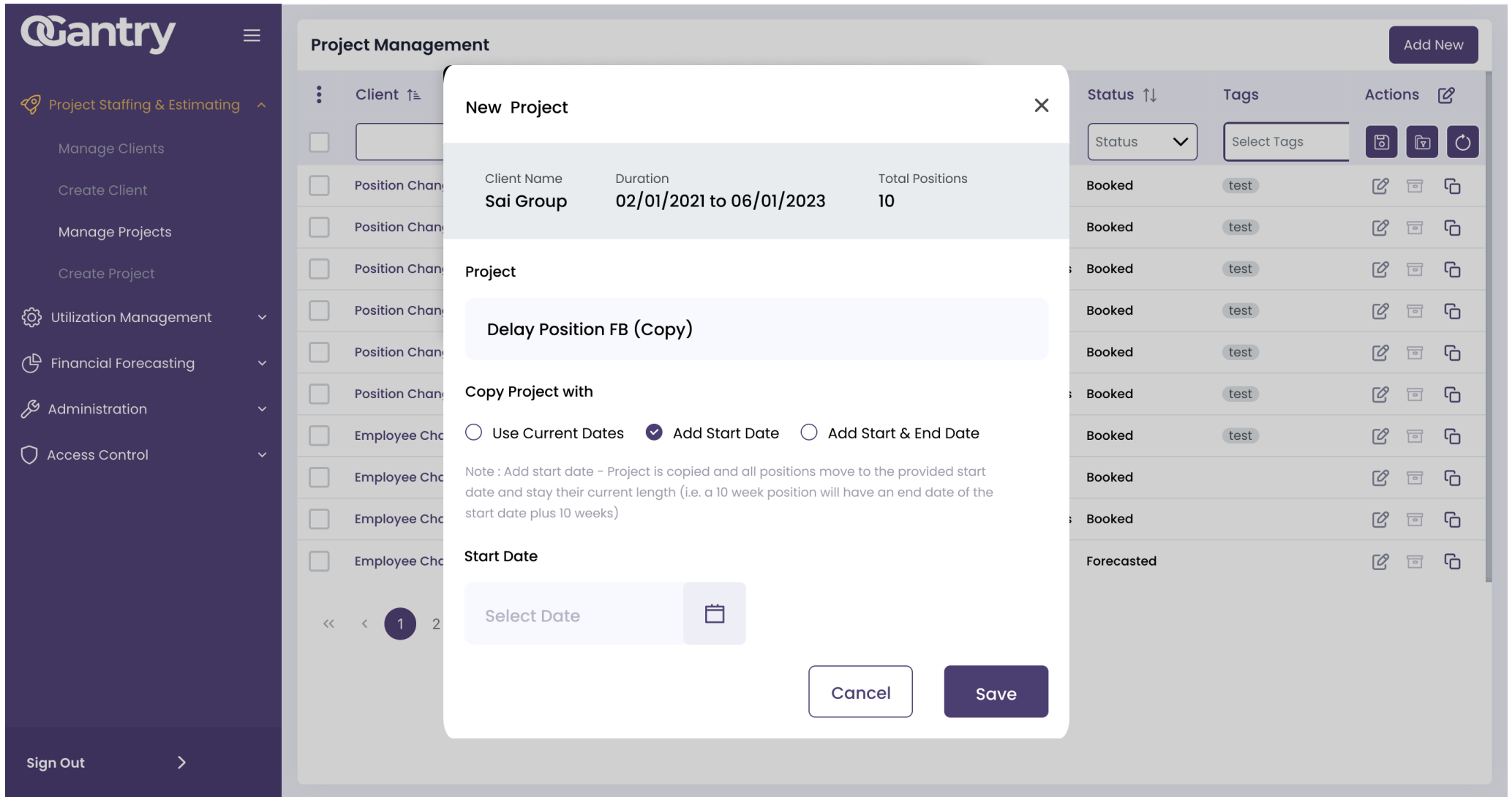
Edit
Duplicate
Archive

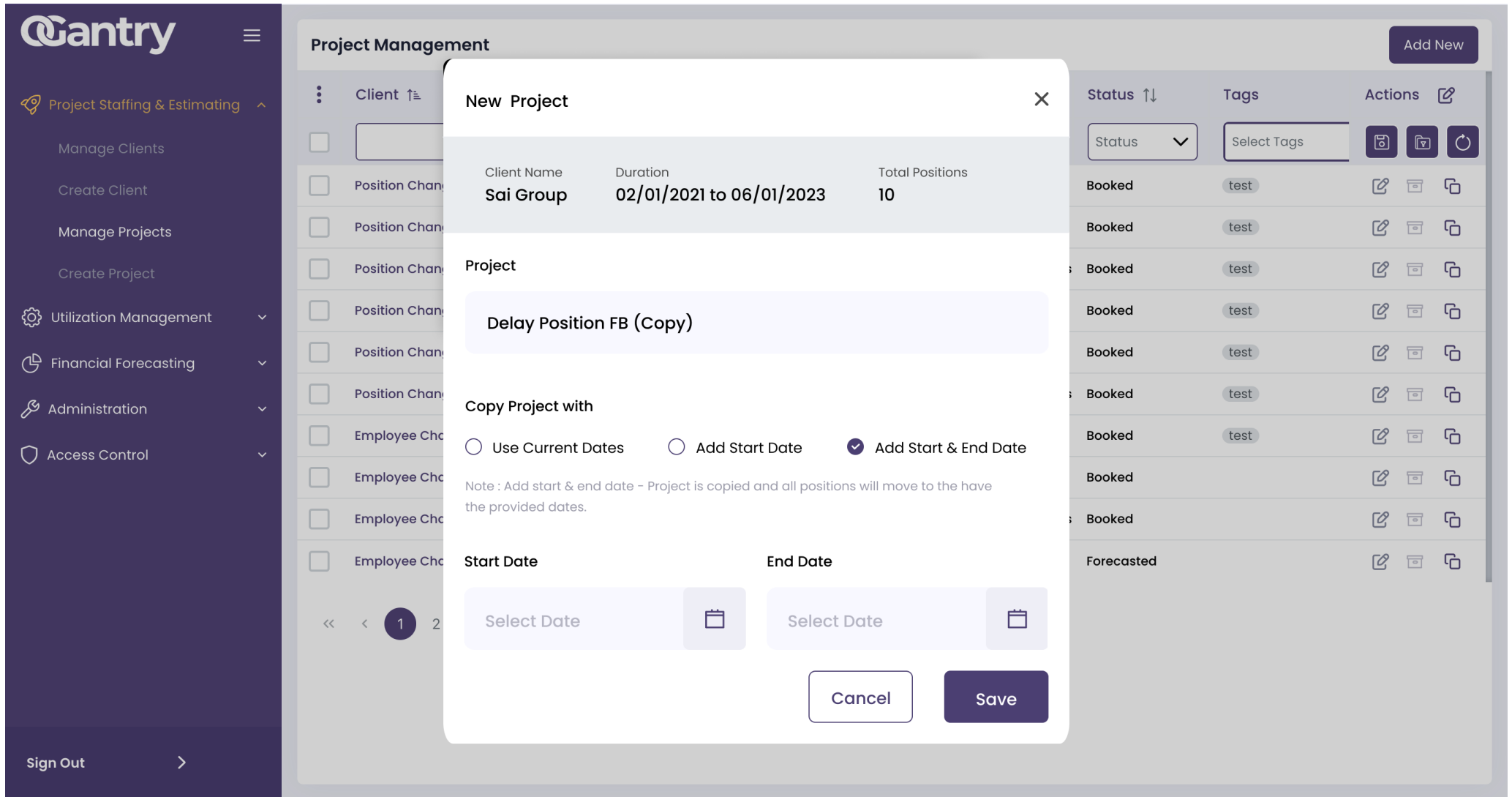






































Gantry 

-  Project Staffing & Estimating 
-  Utilization Management 
- Under allocated
- Over allocated
- Saved Filter 1
- Saved Filter 2
-  Lost Revenue Report 
-  Positions Report 
-  Financial Forecasting 
-  Administration 
-  Access Control 

Saved Filter 1  

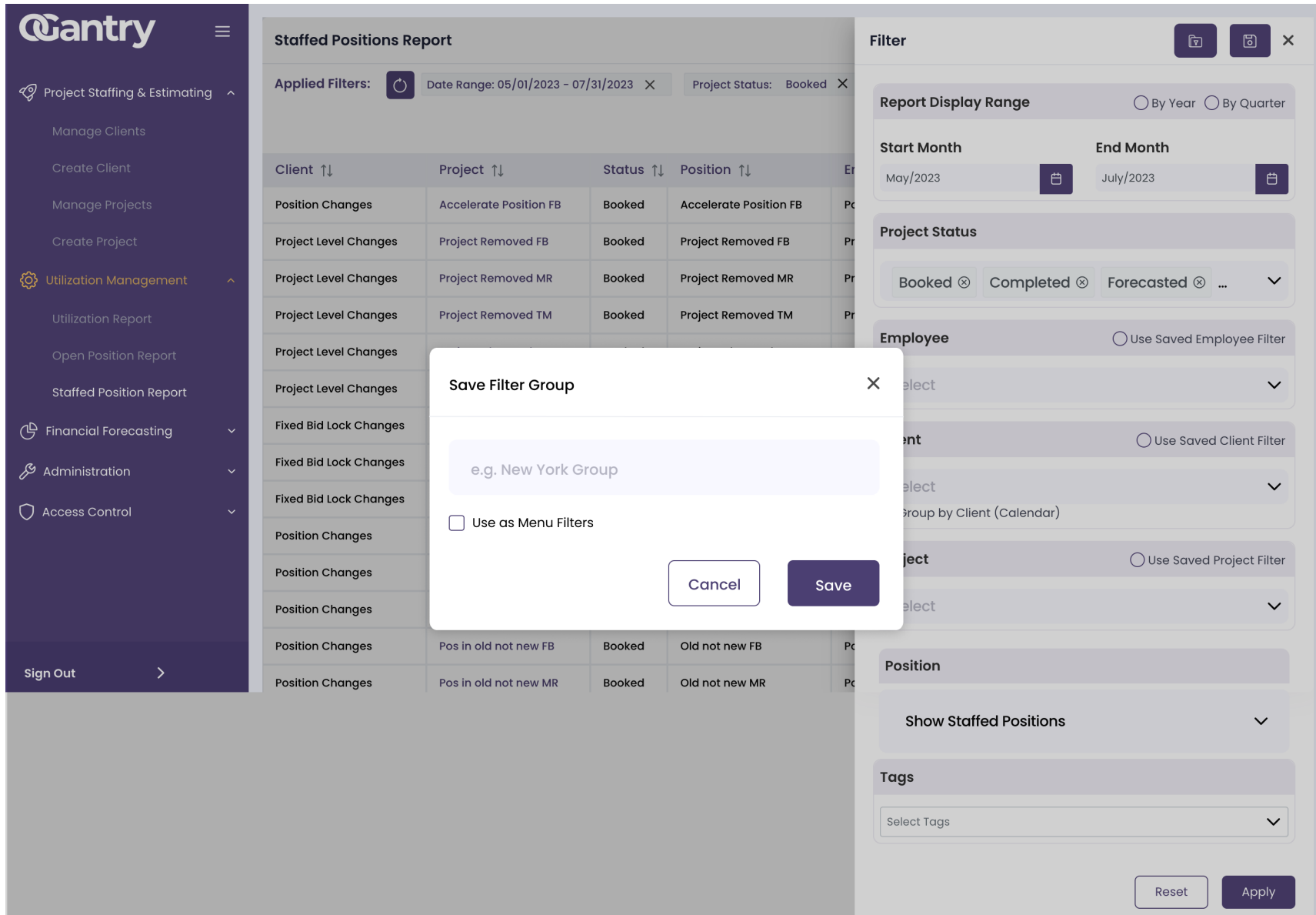
Applied Filters:  Date Range: 04/01/2023 - 06/30/2023  Project Status: Booked  Completed  Forecasted  Imminent  Open Positions: Yes 

Employee Changes	Emp in old term new MR	Booked	Emp in old term new MR	Emp PLC43	SME	\$ 0.00	8.00	01/02/2023	06/01/2023
Position Changes	Pos staff old open new FB	Booked	Pos staff old open new FB	Pos PLC39	SME	\$ 0.00	8.00	01/02/2023	06/01/2023
Position Changes	Pos in old not new FB	Booked	Pos2 old not new FB	Pos PLC15_02	SME	\$ 0.00	8.00	01/02/2023	06/01/2023
Position Changes	Pos in old not new MR	Booked	Pos2 old not new MR	Pos PLC16_02	SME	\$ 0.00	8.00	01/02/2023	06/01/2023
Employee Changes	Emp in old HC update new	Booked	Emp in old HC update new	Emp PLC45	SME	\$ 0.00	8.00	01/02/2023	06/01/2023
Employee Changes	Emp chnge util target FB	Booked	Emp chnge util target FB	Emp PLC48	SME	\$ 0.00	8.00	01/02/2023	06/01/2023
Position Changes	Pos staff old open new MR	Booked	Pos staff old open new MR	Pos PLC40	SME	\$ 0.00	8.00	01/02/2023	06/01/2023
Position Changes	Pos in old not new TM	Booked	Pos2 old not new TM	Pos PLC17_02	SME	\$ 200.00	8.00	01/02/2023	06/01/2023
Employee Changes	Emp Full Term Cases	Forecasted	Emp chnge util target MR	Emp PLC49	SME	\$ 0.00	8.00	01/02/2023	06/01/2023
Position Changes	Pos staff old open new TM	Booked	Pos staff old open new TM	Pos PLC41	SME	\$ 200.00	8.00	01/02/2023	06/01/2023
Employee Changes	Emp in old HC update new	Booked	Emp in old HC update new	Emp PLC46	SME	\$ 0.00	8.00	01/02/2023	06/01/2023
Employee Changes	Emp in old term new FB	Booked	Emp in old term new FB (hc	Emp PLC42	SME	\$ 0.00	8.00	01/02/2023	05/17/2023


The screenshot displays the OGantry application interface. On the left is a dark sidebar with navigation items: Project Staffing & Estimating, Utilization Management (with sub-items: Under allocated, Over allocated, Saved Filter 1, Saved Filter 2), Lost Revenue Report, Positions Report, Financial Forecasting, Administration, and Access Control. The main area shows a table titled 'Saved Filter 1' with columns for Client, Project, Status, and Position. The table contains 18 rows of data. A 'Filter' overlay is open on the right, showing various filter options: Report Display Range (By Year/Quarter), Start/End Month (May/2023 to July/2023), Project Status (Booked, Completed, Forecasted), Employee (Use Saved Employee Filter), Client (Use Saved Client Filter), Project (Use Saved Project Filter), Position, Show Staffed Positions, and Tags. The overlay includes 'Reset' and 'Apply' buttons at the bottom.















Client	Project	Status	Position
Position Changes	Accelerate Position FB	Booked	Accelerate Position FB
Project Level Changes	Project Removed FB	Booked	Project Removed FB
Project Level Changes	Project Removed MR	Booked	Project Removed MR
Project Level Changes	Project Removed TM	Booked	Project Removed TM
Project Level Changes	Project Changed FB	Booked	Project Changed FB
Project Level Changes	Project Changed MR	Booked	Project Changed MR
Fixed Bid Lock Changes	Fixed Bid Lock Added	Booked	Fixed Bid Lock Added
Fixed Bid Lock Changes	Fixed Bid Lock Removed	Booked	Fixed Bid Lock Removed
Fixed Bid Lock Changes	Fixed Bid Lock Changed	Booked	Fixed Bid Lock Changed
Position Changes	Pos in new not old FB	Booked	New not old FB
Position Changes	Pos in new not old MR	Booked	New not old MR
Position Changes	Pos in new not old TM	Booked	New not old TM
Position Changes	Pos in old not new FB	Booked	Old not new FB
Position Changes	Pos in old not new MR	Booked	Old not new MR












The screenshot displays the OGantry application interface. On the left is a dark sidebar with navigation items: Project Staffing & Estimating, Utilization Management (with sub-items: Under allocated, Over allocated, Saved Filter 1, Saved Filter 2), Lost Revenue Report, Positions Report, Financial Forecasting, Administration, and Access Control. The main area shows a table titled 'Saved Filter 1' with columns for Client, Project, Status, and Position. The table contains 20 rows of data. A 'Filter' dialog box is open, showing 'Applied Filters: Date Range: 05/01/2023 - 07/31/2023'. The dialog has two sections: 'Shared Filters' with three options (Testing Project Group, OGantry Project Detail..., Testing Group) and 'My Filters' with five options (Employee Project Gro...). Each filter has a radio button, a 'Use as Menu Filter' toggle, and a 'Filter Order' dropdown. Below the filters are sections for 'Position' (with a 'Select' dropdown and 'Show Staffed Positions' toggle) and 'Tags' (with a 'Select Tags' dropdown). 'Reset' and 'Apply' buttons are at the bottom right of the dialog.



Client	Project	Status	Position
Position Changes	Accelerate Position FB	Booked	Accelerate Position FB
Project Level Changes	Project Removed FB	Booked	Project Removed FB
Project Level Changes	Project Removed MR	Booked	Project Removed MR
Project Level Changes	Project Removed TM	Booked	Project Removed TM
Project Level Changes	Project Changed FB	Booked	Project Changed FB
Project Level Changes	Project Changed MR	Booked	Project Changed MR
Fixed Bid Lock Changes	Fixed Bid Lock Added	Booked	Fixed Bid Lock Added
Fixed Bid Lock Changes	Fixed Bid Lock Removed	Booked	Fixed Bid Lock Removed
Fixed Bid Lock Changes	Fixed Bid Lock Changed	Booked	Fixed Bid Lock Changed
Position Changes	Pos in new not old FB	Booked	New not old FB
Position Changes	Pos in new not old MR	Booked	New not old MR
Position Changes	Pos in new not old TM	Booked	New not old TM
Position Changes	Pos in old not new FB	Booked	Old not new FB
Position Changes	Pos in old not new MR	Booked	Old not new MR

Gantry 

-  Project Staffing & Estimating 
-  Utilization Management 
- Under allocated
- Over allocated
- Saved Filter 1
- Saved Filter 2
-  Lost Revenue Report 
-  Positions Report 
-  Financial Forecasting 
-  Administration 
-  Access Control 

Saved Filter 1  

Applied Filters:  Date Range: 04/01/2023 - 06/30/2023  Project Status: Booked  Completed  Forecasted  Imminent  Open Positions: Yes 

Employee Changes	Emp in old term new MR	Booked	Emp in old term new MR	Emp PLC43	SME	\$ 0.00	8.00	01/02/2023	06/01/2023
Position Changes	Pos staff old open new FB	Booked	Pos staff old open new FB	Pos PLC39	SME	\$ 0.00	8.00	01/02/2023	06/01/2023
Position Changes	Pos in old not new FB	Booked	Pos2 old not new FB	Pos PLC15_02	SME	\$ 0.00	8.00	01/02/2023	06/01/2023
Position Changes	Pos in old not new MR	Booked	Pos2 old not new MR	Pos PLC16_02	SME	\$ 0.00	8.00	01/02/2023	06/01/2023
Employee Changes	Emp in old HC update new	Booked	Emp in old HC update new	Emp PLC45	SME	\$ 0.00	8.00	01/02/2023	06/01/2023
Employee Changes	Emp chnge util target FB	Booked	Emp chnge util target FB	Emp PLC48	SME	\$ 0.00	8.00	01/02/2023	06/01/2023
Position Changes	Pos staff old open new MR	Booked	Pos staff old open new MR	Pos PLC40	SME	\$ 0.00	8.00	01/02/2023	06/01/2023
Position Changes	Pos in old not new TM	Booked	Pos2 old not new TM	Pos PLC17_02	SME	\$ 200.00	8.00	01/02/2023	06/01/2023
Employee Changes	Emp Full Term Cases	Forecasted	Emp chnge util target MR	Emp PLC49	SME	\$ 0.00	8.00	01/02/2023	06/01/2023
Position Changes	Pos staff old open new TM	Booked	Pos staff old open new TM	Pos PLC41	SME	\$ 200.00	8.00	01/02/2023	06/01/2023
Employee Changes	Emp in old HC update new	Booked	Emp in old HC update new	Emp PLC46	SME	\$ 0.00	8.00	01/02/2023	06/01/2023
Employee Changes	Emp in old term new FB	Booked	Emp in old term new FB (hc	Emp PLC42	SME	\$ 0.00	8.00	01/02/2023	05/17/2023

OGantry ☰

Project Staffing & Estimating ▾

Utilization Management ▴

- Under allocated
- Over allocated
- Saved Filter 1
- Saved Filter 2

Lost Revenue Report ▾

Positions Report ▾

Financial Forecasting ▴

Administration ▾

Access Control ▾

Saved Filter 1

Applied Filters: 🔄 Date Range: 05/01/2023 - 07/31/2023 ✕ Project Status: Booked ✕

Client ↑↓	Project ↑↓	Status ↑↓	Position ↑↓	Er
Position Changes	Accelerate Position FB	Booked	Accelerate Position FB	Pe
Project Level Changes	Project Removed FB	Booked	Project Removed FB	Pr
Project Level Changes	Project Removed MR	Booked	Project Removed MR	Pr
Project Level Changes	Project Removed TM	Booked	Project Removed TM	Pr
Project Level Changes	Project Changed FB	Booked	Project Changed FB	Pr
Project Level Changes	Project Changed MR	Booked	Project Changed MR	Pr
Fixed Bid Lock Changes	Fixed Bid Lock Added	Booked	Fixed Bid Lock Added	FE
Fixed Bid Lock Changes	Fixed Bid Lock Removed	Booked	Fixed Bid Lock Removed	FE
Fixed Bid Lock Changes	Fixed Bid Lock Changed	Booked	Fixed Bid Lock Changed	FE
Position Changes	Pos in new not old FB	Booked	New not old FB	Pe
Position Changes	Pos in new not old MR	Booked	New not old MR	Pe
Position Changes	Pos in new not old TM	Booked	New not old TM	Pe
Position Changes	Pos in old not new FB	Booked	Old not new FB	Pe
Position Changes	Pos in old not new MR	Booked	Old not new MR	Pe

Filter 🗒 🗒 ✕

Report Display Range By Year By Quarter

Start Month 📅 **End Month** 📅

Project Status

Booked ✕ Completed ✕ Forecasted ✕ ... ▾

Employee Use Saved Employee Filter

▾

Client Use Saved Client Filter

▾

Group by Client (Calendar)

Project Use Saved Project Filter

▾

Position

▾

Tags

▾


Reset Apply













The screenshot displays the OGantry application interface. On the left is a dark sidebar with navigation items: Project Staffing & Estimating, Utilization Management (with sub-items: Under allocated, Over allocated, Saved Filter 1, Saved Filter 2), Lost Revenue Report, Positions Report, Financial Forecasting, Administration, and Access Control. The main area shows a table titled 'Saved Filter 1' with columns: Client, Project, Status, Position, and Er. The table contains 18 rows of data. Overlaid on the right is a 'Filter' panel with a 'Filters' tab selected. The 'Filters' tab shows a 'Max menu filters' dropdown set to 'Select' and a note: 'Note: You can use Drag & Drop to adjust the Filter ordering.' Below this is a 'My Filters' section with a list of filters: Employee Project Gro..., Saved Filter 2, Saved Filter 3, Saved Filter 4, Saved Filter 5, Saved Filter 6, Saved Filter 7, and Saved Filter 8. Each filter has a checkbox. The 'Filter' panel also includes sections for 'Report Display', 'Start Month' (May/2023), 'Project Status' (Booked), 'Employee' (Select), 'Client' (Select), 'Project' (Select), 'Position', 'Show Staffed Positions' (dropdown), and 'Tags' (Select Tags). At the bottom of the filter panel are 'Reset' and 'Apply' buttons.



Client	Project	Status	Position	Er
Position Changes	Accelerate Position FB	Booked	Accelerate Position FB	Pe
Project Level Changes	Project Removed FB	Booked	Project Removed FB	Pr
Project Level Changes	Project Removed MR	Booked	Project Removed MR	Pr
Project Level Changes	Project Removed TM	Booked	Project Removed TM	Pr
Project Level Changes	Project Changed FB	Booked	Project Changed FB	Pr
Project Level Changes	Project Changed MR	Booked	Project Changed MR	Pr
Fixed Bid Lock Changes	Fixed Bid Lock Added	Booked	Fixed Bid Lock Added	FE
Fixed Bid Lock Changes	Fixed Bid Lock Removed	Booked	Fixed Bid Lock Removed	FE
Fixed Bid Lock Changes	Fixed Bid Lock Changed	Booked	Fixed Bid Lock Changed	FE
Position Changes	Pos in new not old FB	Booked	New not old FB	Pe
Position Changes	Pos in new not old MR	Booked	New not old MR	Pe
Position Changes	Pos in new not old TM	Booked	New not old TM	Pe
Position Changes	Pos in old not new FB	Booked	Old not new FB	Pe
Position Changes	Pos in old not new MR	Booked	Old not new MR	Pe








The image shows a screenshot of the OGantry application interface. On the left is a dark purple sidebar with navigation items: Project Staffing & Estimating, Utilization Management (with sub-items: Under allocated, Over allocated, Saved Filter 1, Saved Filter 2), Lost Revenue Report, Positions Report, Financial Forecasting, Administration, and Access Control. The main content area is titled 'Saved Filter 1' and contains a table with columns: Client, Project, Status, and Position. The table lists various project changes with their respective statuses, all of which are 'Booked'. A 'Filter' modal is open on the right side of the screen. The modal has a title 'Filter' and a close button. It contains several sections: 'Report Display' with a 'Start Month' dropdown set to 'May/2023'; 'Project Status' with a 'Booked' filter selected; 'Employee' with a 'Select' dropdown; 'Client' with a 'Select' dropdown and a 'Group by Client' radio button; 'Project' with a 'Select' dropdown; 'Position' with a 'Show Staffed Positions' dropdown; and 'Tags' with a 'Select Tags' dropdown. A 'Filters' menu is also visible, showing 'Max menu filters' set to 5 and a list of 'My Filters' including 'Employee Project Gro...', 'Saved Filter 2', 'Saved Filter 3', 'Saved Filter 4', 'Saved Filter 5', 'Saved Filter 6', 'Saved Filter 7', and 'Saved Filter 8'. At the bottom of the filter modal are 'Reset' and 'Apply' buttons.



Client	Project	Status	Position
Position Changes	Accelerate Position FB	Booked	Accelerate Position FB
Project Level Changes	Project Removed FB	Booked	Project Removed FB
Project Level Changes	Project Removed MR	Booked	Project Removed MR
Project Level Changes	Project Removed TM	Booked	Project Removed TM
Project Level Changes	Project Changed FB	Booked	Project Changed FB
Project Level Changes	Project Changed MR	Booked	Project Changed MR
Fixed Bid Lock Changes	Fixed Bid Lock Added	Booked	Fixed Bid Lock Added
Fixed Bid Lock Changes	Fixed Bid Lock Removed	Booked	Fixed Bid Lock Removed
Fixed Bid Lock Changes	Fixed Bid Lock Changed	Booked	Fixed Bid Lock Changed
Position Changes	Pos in new not old FB	Booked	New not old FB
Position Changes	Pos in new not old MR	Booked	New not old MR
Position Changes	Pos in new not old TM	Booked	New not old TM
Position Changes	Pos in old not new FB	Booked	Old not new FB
Position Changes	Pos in old not new MR	Booked	Old not new MR

Gantry 

-  Project Staffing & Estimating 
-  Utilization Management 
- Utilization Report 
- Under allocated
- Over allocated
- Saved Filter 1
- Saved Filter 2
- Lost Revenue Report
- Position Report 
- Open Positions
- Staffed Positions
- Saved Filter 1
- Saved Filter 2
-  Financial Forecasting 
-  Administration 
-  Access Control 

Saved Filter 1  

Applied Filters:  Date Range: 04/01/2023 - 06/30/2023  Project Status: Booked  Completed  Forecasted  Imminent  Open Positions: Yes 

Employee Changes	Emp in old term new MR	Booked	Emp in old term new MR	Emp PLC43	SME	\$ 0.00	8.00	01/02/2023	06/01/2023
Position Changes	Pos staff old open new FB	Booked	Pos staff old open new FB	Pos PLC39	SME	\$ 0.00	8.00	01/02/2023	06/01/2023
Position Changes	Pos in old not new FB	Booked	Pos2 old not new FB	Pos PLC15_02	SME	\$ 0.00	8.00	01/02/2023	06/01/2023
Position Changes	Pos in old not new MR	Booked	Pos2 old not new MR	Pos PLC16_02	SME	\$ 0.00	8.00	01/02/2023	06/01/2023
Employee Changes	Emp in old HC update new	Booked	Emp in old HC update new	Emp PLC45	SME	\$ 0.00	8.00	01/02/2023	06/01/2023
Employee Changes	Emp chnge util target FB	Booked	Emp chnge util target FB	Emp PLC48	SME	\$ 0.00	8.00	01/02/2023	06/01/2023
Position Changes	Pos staff old open new MR	Booked	Pos staff old open new MR	Pos PLC40	SME	\$ 0.00	8.00	01/02/2023	06/01/2023
Position Changes	Pos in old not new TM	Booked	Pos2 old not new TM	Pos PLC17_02	SME	\$ 200.00	8.00	01/02/2023	06/01/2023
Employee Changes	Emp Full Term Cases	Forecasted	Emp chnge util target MR	Emp PLC49	SME	\$ 0.00	8.00	01/02/2023	06/01/2023
Position Changes	Pos staff old open new TM	Booked	Pos staff old open new TM	Pos PLC41	SME	\$ 200.00	8.00	01/02/2023	06/01/2023
Employee Changes	Emp in old HC update new	Booked	Emp in old HC update new	Emp PLC46	SME	\$ 0.00	8.00	01/02/2023	06/01/2023
Employee Changes	Emp in old term new FB	Booked	Emp in old term new FB (ho	Emp PLC42	SME	\$ 0.00	8.00	01/02/2023	05/17/2023

Gantry

- Project Staffing & Estimating
- Utilization Management
- Utilization Report
- Lost Revenue Report
- Position Report
- Financial Forecasting
- Administration
- Access Control

Saved Filter 1

Applied Filters: Date Range: 04/01/2023 - 06/30/2023 Project Status: Booked Completed Forecasted Imminent Open Positions: Yes

Employee Changes	Emp in old term new MR	Booked	Emp in old term new MR	Emp PLC43	SME	\$ 0.00	8.00	01/02/2023	06/01/2023
Position Changes	Pos staff old open new FB	Booked	Pos staff old open new FB	Pos PLC39	SME	\$ 0.00	8.00	01/02/2023	06/01/2023
Position Changes	Pos in old not new FB	Booked	Pos2 old not new FB	Pos PLC15_02	SME	\$ 0.00	8.00	01/02/2023	06/01/2023
Position Changes	Pos in old not new MR	Booked	Pos2 old not new MR	Pos PLC16_02	SME	\$ 0.00	8.00	01/02/2023	06/01/2023
Employee Changes	Emp in old HC update new	Booked	Emp in old HC update new	Emp PLC45	SME	\$ 0.00	8.00	01/02/2023	06/01/2023
Employee Changes	Emp chnge util target FB	Booked	Emp chnge util target FB	Emp PLC48	SME	\$ 0.00	8.00	01/02/2023	06/01/2023
Position Changes	Pos staff old open new MR	Booked	Pos staff old open new MR	Pos PLC40	SME	\$ 0.00	8.00	01/02/2023	06/01/2023
Position Changes	Pos in old not new TM	Booked	Pos2 old not new TM	Pos PLC17_02	SME	\$ 200.00	8.00	01/02/2023	06/01/2023
Employee Changes	Emp Full Term Cases	Forecasted	Emp chnge util target MR	Emp PLC49	SME	\$ 0.00	8.00	01/02/2023	06/01/2023
Position Changes	Pos staff old open new TM	Booked	Pos staff old open new TM	Pos PLC41	SME	\$ 200.00	8.00	01/02/2023	06/01/2023
Employee Changes	Emp in old HC update new	Booked	Emp in old HC update new	Emp PLC46	SME	\$ 0.00	8.00	01/02/2023	06/01/2023
Employee Changes	Emp in old term new FB	Booked	Emp in old term new FB (hc	Emp PLC42	SME	\$ 0.00	8.00	01/02/2023	05/17/2023

OGantry ☰


- 🚀 Project Staffing & Estimating ▼
- ⚙️ Utilization Management ▲
 - Utilization Report ▶
 - Lost Revenue Report
 - Position Report ▶
- 📊 Financial Forecasting ▲
- 🔧 Administration ▼
- 🛡️ Access Control ▼

Saved Filter 1
📄
🔍

Applied Filters: 🔄 Date Range: 04/01/2023 – 06/30/2023 × Project Status: Booked × Completed × Forecasted × Imminent × Open Positions: Yes ×

📅
📅

	Custom Filter										
Under allocated	Emp in old term new MR	Booked	Emp in old term new MR	Emp PLC43	SME	\$ 0.00	8.00	01/02/2023	06/01/2023		
Over allocated	Pos staff old open new FB	Booked	Pos staff old open new FB	Pos PLC39	SME	\$ 0.00	8.00	01/02/2023	06/01/2023		
Saved Filter 1	Pos in old not new FB	Booked	Pos2 old not new FB	Pos PLC15_02	SME	\$ 0.00	8.00	01/02/2023	06/01/2023		
Saved Filter 2	Pos in old not new MR	Booked	Pos2 old not new MR	Pos PLC16_02	SME	\$ 0.00	8.00	01/02/2023	06/01/2023		
Saved Filter 3	Emp in old HC update new	Booked	Emp in old HC update new	Emp PLC45	SME	\$ 0.00	8.00	01/02/2023	06/01/2023		
Saved Filter 4	Emp chnge util target FB	Booked	Emp chnge util target FB	Emp PLC48	SME	\$ 0.00	8.00	01/02/2023	06/01/2023		
Position Changes	Pos staff old open new MR	Booked	Pos staff old open new MR	Pos PLC40	SME	\$ 0.00	8.00	01/02/2023	06/01/2023		
Position Changes	Pos in old not new TM	Booked	Pos2 old not new TM	Pos PLC17_02	SME	\$ 200.00	8.00	01/02/2023	06/01/2023		
Employee Changes	Emp Full Term Cases	Forecasted	Emp chnge util target MR	Emp PLC49	SME	\$ 0.00	8.00	01/02/2023	06/01/2023		
Position Changes	Pos staff old open new TM	Booked	Pos staff old open new TM	Pos PLC41	SME	\$ 200.00	8.00	01/02/2023	06/01/2023		
Employee Changes	Emp in old HC update new	Booked	Emp in old HC update new	Emp PLC46	SME	\$ 0.00	8.00	01/02/2023	06/01/2023		
Employee Changes	Emp in old term new FB	Booked	Emp in old term new FB (hc	Emp PLC42	SME	\$ 0.00	8.00	01/02/2023	05/17/2023		



Utilization Management

Utilization Report

Lost Revenue Report

Position Report



Financial Forecasting

Administration

Access Control

Utilization Report

Applied Filters: Date Range: 05/01/2023 - 07/31/2023 X Project Status: Booked X Employee Status: Current & Future Employees X

Name ↑↓	Skill Set	Type ↑↓	MAY 2023 ↑⇅	JUN 2023 ↑↓	JUL
Emp PLC49 ⓘ	-	W2	0%	0%	
Emp PLC50 ⓘ	-	W2	0%	0%	
Emp PLC51 ⓘ	-	W2	0%	0%	
EmpEC01 ECPosPrior ⓘ	-	W2	0%	0%	
EmpEC02 ECPosAfter ⓘ	-	W2	0%	0%	
EmpEC03 ECPosIntersects ⓘ	-	W2	0%	0%	
EmpEC04 ECPosEnd ⓘ	-	W2	0%	0%	
EmpEC05 ECPosStart ⓘ	-	W2	0%	0%	
EmpEC06 ECPos2PriorAft... ⓘ	-	W2	0%	0%	
EmpEC07 ECPos2EndStart ⓘ	-	W2	0%	0%	
EmpET01 ETPosPrior ⓘ	-	W2	0%	0%	
EmpET02 ETPosAfter ⓘ	-	W2	0%	0%	
EmpET03 ETPosIntersects ⓘ	-	W2	0%	0%	
EmpET04 ETPosEnd ⓘ	-	W2	0%	0%	
EmpET05 ETPosStart ⓘ	-	W2	0%	0%	
EmpET06 ETPos2PriorAfter ⓘ	-	W2	0%	0%	
EmpET07 ETPos2EndStart ⓘ	-	W2	0%	0%	
EmpHC01 HCPosPrior ⓘ	-	W2	0%	0%	
EmpHC02 HCPosAfter ⓘ	-	W2	0%	0%	
EmpHC03 HCPosInterse... ⓘ	-	W2	0%	0%	

Gantry

- Project Staffing & Estimating
- Utilization Management
- Financial Forecasting
- Administration
- Access Control

Sign Out

Edit Employee

Cancel Save

First Name
Emp

Last Name
PLC50

Email Address
empplc50@nxogantrydemo.com

Skill Set
Select

Region
All

Travel %
00 %

Utilization Target %
100.00 %

Start Date
01/01/2021

Employee Type
W2

Hourly Cost
\$ 100.00

Tags Add +

Financial History

Rate	Target Utilization	Start Date	End Date	Effective Start Date	Effective End Date
-	100.00	02/11/2020	04/24/2024		

Audit History

Pending Jobs

Gantry

- Project Staffing & Estimating
- Manage Clients
- Create Client
- Manage Projects
- Create Project
- Utilization Management
- Utilization Report
- Open Position Report
- Staffed Position Report
- Financial Forecasting
- Administration
- Access Control
- Sign Out

Staffed Positions Report

Applied Filters: Date Range: 06/01/2023 - 08/31/2023 | Project Status: Booked | Completed | Forecasted | Imminent

Breakdown: Week | **Month** | Year

2023 < Today >

Client	Project	January	February	March	April	May	June	July	August
Project Level Changes	Project Removed MR	Project Removed MR (Proj PLC05) 01/02/2023 - 06/01/2023							
Fixed Bid Lock Changes	Fixed Bid Lock Removed	Project Removed MR (Proj PLC05) 01/02/2023 - 06/01/2023							
Position Changes	Pos in both change cost MR	Fixed Bid Lock Removed (FBL PLC10) 01/02/2023 - 06/01/2023							
Position Changes	Delay Position MR	Both change cost MR (Pos PLC22) 01/02/2023 - 06/01/2023							
Position Changes	Accelerate Position MR	Delay Position MR (Pos PLC31) 12/15/2022 - 06/01/2023							
Position Changes	Pos change allocation TM	Pos change allocation Tm (Pos PLC38) 01/02/2023 - 06/01/2023							
Position Changes	Pos staff old open new MR	Pos staff old open new MR (Pos PLC40) 01/02/2023 - 06/01/2023							

Details

Position : Project Removed MR

Employee : Proj PLC05

Skill Set : SME

Daily Billable : 8.00

Bill Rate : 0.00

Gantry

- Project Staffing & Estimating
- Manage Clients
- Create Client
- Manage Projects
- Create Project
- Utilization Management
 - Utilization Report
 - Open Position Report
 - Staffed Position Report
- Financial Forecasting
- Administration
- Access Control
- Sign Out

Staffed Positions Report

Applied Filters: Date Range: 06/01/2023 - 08/31/2023 | Project Status: Booked | Completed | Forecasted | Imminent

Breakdown: Week | **Month** | Year

2023 < Today >

Client	Project	January	February	March	April	May	June	July	August	
Project Level Changes	Project Removed MR	Project Removed MR (Proj PLC05) 01/02/2023 - 06/01/2023								
Fixed Bid Lock Changes	Fixed Bid Lock Removed	Project Removed MR (Proj PLC05) 01/02/2023 - 06/01/2023								
Position Changes	Pos in both change cost MR	Fixed Bid Lock Removed (FBL PLC10) 01/02/2023 - 06/01/2023								
Position Changes	Delay Position MR	Both change cost MR (Pos PLC22) 01/02/2023 - 06/01/2023								
Position Changes	Accelerate Position MR	Delay Position MR (Pos PLC31) 12/15/2022 - 06/01/2023								
Position Changes	Pos change allocation TM	Pos change allocation Tm (Pos PLC38) 01/02/2023 - 06/01/2023								
Position Changes	Pos staff old open new MR	Pos staff old open new MR (Pos PLC40) 01/02/2023 - 06/01/2023								

Details

Position : Project Removed MR

Employee : Proj PLC05

Skill Set : SME

Daily Billable : 8.00

Bill Rate : 0.00